

YEAR-BY-YEAR RESULTS

1882-83 - Won 2, Lost 1, Tied 1
Coach: None
Captain: W.E. Conner

D2	L	Phoenix Club	4-7	SF
F10	T	Allies	0-0	SF
F24	W	Phoenix Club	7-6	SF
A7	W	Allies	13-0	SF

1884 - Won 2, Lost 0, Tied 0
Coach: None
Captain: Charles O. Bosse

F9	W	Merions	18-0	SF
M1	W	Wanderers	9-0	SF

1885 - Won 4, Lost 0, Tied 1
Coach: None
Captain: John G. Sutton

F14	W	Merions	13-0	H
F21	W	Merions	4-0	H
F28	W	Merions	4-0	H
M14	T	Wasps	0-0	H
M28	W	Wasps	2-0	H

1886 - Won 6, Lost 2, Tied 1
Coach: Oscar S. Howard
Captain: Frederick C. Turner

J16	W	Wasps	20-2	H
F6	L	Orions	10-12	O
F22	W	Hastings Law Col.	1-0	H
M13	T	Reliance	12-12	H
M27	W	Reliance	10-0	H
A30	W	Orions	29-2	H
M5	L	Reliance	4-7	H
M21	W	Wasps	1-0	H
M22	W	Hastings Law Col.	1-0	H
O	-	Oakland		

1887 - Won 4, Lost 0, Tied 0
Coach: None
Captain: Frederick C. Turner

F18	W	S.F. Club	26-0	H
F25	W	Volunteers	14-0	H
M5	W	Reliance	14-6	H
M26	W	Reliance	12-6	H

1888 - Won 6, Lost 1, Tied 0
Coach: None
Captain: Charles W. Reed

F18	W	S.F. Club	26-0	H
F25	L	Volunteers	6-10	H
M10	W	S.F. Club	20-0	H
M17	W	Posens	14-0	H
M31	W	Wasps	1-0	H
A21	W	Wasps	1-0	H
A23	W	S.F. Club	36-0	SR
SR	-	Santa Rosa		

1889 - All scheduled games were cancelled due to excessive rains.

1890 - Won 4, Lost 0, Tied 0
Coach: None
Captain: Fred W. McNear

J11	W	Posens	6-4	H
F8	W	Posens	16-0	H
F15	W	Posens	11-0	H
M1	W	Posens	12-0	H

1891 - Won 0, Lost 1, Tied 0
Coach: None
Captain: John H. White

M7	L	S.F. Club	0-36	H
----	---	-----------	------	---

1892 (Spring) - Won 4, Lost 2, Tied 0
Coach: None
Captain: George H. Foulks

D12	W	S.F. Boys HS	12-0	H
J5	W	S.F. Boys HS	14-0	H
J12	W	Hopkins Academy	16-4	H
F3	W	Berkeley Gym.	30-0	H
F20	L	Olympic Club	0-6	H
M19	L	Stanford	10-14	SF

1892 - Won 2, Lost 1, Tied 1
Coach: Thomas McClung
Captain: Loren E. Hunt

O26	L	Olympic Club	10-20	SF
N5	W	Olympic Club	16-0	SF
N12	W	Olympic Club	8-4	SF
D17	T	Stanford	10-10	SF

1893 - Won 5, Lost 1, Tied 1
Coach: W.W. Heffelfinger
Captain: H. Percy Benson

O28	W	Reliance Club	30-0	H
N1	W	S.F. All-Stars	14-12	SF
N3	W	Olympic Club	22-10	SF
N11	W	Olympic Club	12-6	SF
N14	W	Reliance Club	22-10	P
N17	L	Reliance Club	4-16	P
N30	T	Stanford	6-6	SF
P	-	Piedmont		

1894 - Won 0, Lost 1, Tied 2
Coach: Charles O. Gill
Captain: H. Percy Benson

O13	T	Reliance Club	12-12	SF
O27	T	Reliance Club	0-0	P
N29	L	Stanford	0-6	SF
P	-	Piedmont		

1895 - Won 3, Lost 1, Tied 1
Coach: Frank Butterworth
Captain: Eddie Sherman

O6	L	Reliance Club	0-4	H
O12	W	Reliance Club	12-0	H
O26	W	Reliance Club	8-0	H
N9	W	Olympic Club	20-0	SF
N28	T	Stanford	6-6	SF

1896 - Won 6, Lost 2, Tied 2
Coach: Frank Butterworth
Captain: A.W. Ransome

O3	L	Reliance Club	2-12	SF
O6	T	Olympic Club	0-0	SF
O10	T	Reliance Club	0-0	SF
O17	W	Olympic Club	24-8	SF
N3	W	Reliance Club	16-10	SF
N26	L	Stanford	0-20	SF
D25	W	Los Angeles A.C.	14-0	A
D29	W	Redlands High	32-0	A
D31	W	San Diego High	52-0	A
J1	W	Whittier School	10-6	A

1897 - Won 0, Lost 3, Tied 2
Coach: Charles P. Nott
Captain: Percy W. Hall

S25	L	Reliance	0-12	H
O2	L	Reliance	0-10	SF
O9	T	Reliance	4-4	H
N6	T	Reliance	4-4	H
N25	L	Stanford	0-28	SF

1898 - Won 8, Lost 0, Tied 2
Coach: Garrett Cochran
Captain: Percy W. Hall

O1	W	Olympic Club	17-0	SF
O8	W	Washington Vols.	4-0	H
O13	W	Washington Vols.	44-0	H
O15	W	Olympic Club	18-0	SF
O18	W	Kansas Volunteers	33-0	H
O31	T	Iowa Volunteers	0-0	H
N4	W	St. Mary's	51-0	H
N12	T	Olympic Club	5-5	SF
N24	W	Stanford	22-0	SF
D26	W	Multnomah A.C.	27-0	P
P	-	Portland		

1899 - Won 7, Lost 1, Tied 1
Coach: Garrett Cochran
Captain: James R. Whipple

S30	W	Olympic Club	6-0	H
O14	T	Olympic Club	0-0	SF
O21	W	League of the Cross	11-0	H
N11	W	Olympic Club	15-0	SF
N15	W	Nevada	24-0	H
N18	W	Oregon	12-0	H
N22	W	State Normal	44-0	H
N30	W	Stanford	30-0	SF
D25	L	Carlisle	0-2	SF

1900 - Won 4, Lost 2, Tied 1
Coach: Addison W. Kelly
Captain: Charles A. Pringle

O6	T	Reliance	0-0	H
O20	W	Reliance	5-0	H
N10	W	Reliance	11-0	H
N14	W	Nevada	32-0	H
N17	L	Oregon	0-2	H
N22	W	San Jose Normal	5-0	H
N29	L	Stanford	0-5	SF

1901 - Won 9, Lost 0, Tied 1
Coach: Frank Simpson
Captain: Lloyd A. Womble

S28	T	Reliance	0-0	H
O5	W	Olympic Club	5-0	H
O10	W	Olympic Club	6-0	H
O12	W	Reliance	6-0	H
O26	W	Olympic Club	6-5	SF
N30	W	Nevada	12-0	H
N1	W	Mare Isl. Marines	16-0	H
N9	W	Stanford	2-0	SF
D25	W	So. Cal. All-Stars	38-0	A
D30	W	Perris Indians	15-10	R
R	-	Riverside		

1902 - Won 8, Lost 0, Tied 0
Coach: James R. Whipple
Captain: William B. Albertson

S27	W	Alumni Club	12-0	H
O4	W	Reliance	16-0	H
O11	W	Alumni Club	44-0	H
O25	W	Reliance	17-0	H

O28	W	'98-'99 Alumni	5-0	H
N1	W	Nevada	29-0	H
N8	W	Stanford	16-0	SF
N28	W	Perris Indians	29-12	R
R	-	Riverside		

1903 - Won 6, Lost 1, Tied 2
Coach: James R. Whipple
Captain: Orval F. Overall

S26	T	Reliance	0-0	H
O3	W	Navy Hospital	51-0	H
O10	W	Reliance	7-0	H
O14	W	Reliance	5-0	H
O24	W	Chemawa Indians	40-0	H
O28	W	Alumni	6-0	H
O31	W	Multnomah A.C.	11-0	H
N7	L	Nevada	2-6	H
N14	T	Stanford	6-6	SF

1904 - Won 6, Lost 1, Tied 1
Coach: James Hopper
Captain: Benjamin K. Stroud

O1	W	Sherman Indians	6-0	H
O8	W	Olympic Club	10-0	H
O18	W	Multnomah A.C.	20-0	H
O22	W	Oregon	12-0	H
O29	W	Pomona	5-0	H
N5	W	Nevada	16-0	H
N12	L	Stanford	0-18	H
N24	T	Washington	6-6	A

1905 - Won 4, Lost 1, Tied 2
Coach: J.W. Knibbs
Captain: James A. Force

S30	W	St. Vincent's	23-0	H
O7	T	Williamette	0-0	H
O12	T	Oregon	0-0	H
O21	W	Sherman Indians	21-0	LA
O28	W	Oregon Aggies	10-0	H
N4	W	Nevada	16-0	H
N11	L	Stanford	5-12	A

1906 - Won 2, Lost 4, Tied 0
Coach: Oscar Taylor
Captain: Calvin W. Haffey

O17	L	S.F. All-Stars	5-8	H
O20	W	Pomona	6-0	H
O24	W	Vancouver	5-0	H
O27	L	Vancouver	0-3	H
N3	L	Nevada	0-3	H
N10	L	Stanford	3-6	H

1907 - Won 4, Lost 3, Tied 0
Coach: Oscar Taylor
Captain: Walter Fuller

S14	L	Barbarians	0-6	H
S21	W	Barbarians	9-0	H
O5	W	Barbarians	6-0	H
O19	W	Nevada	25-0	H
O23	W	Vancouver	16-12	H
O28	L	Vancouver	0-3	H
N9	L	Stanford	11-21	A

1908 - Won 7, Lost 3, Tied 1
Coach: Oscar Taylor
Captain: Ralph H. Butler

S19	W	Olympic Club	14-0	H
S26	W	Barbarians	3-0	H
O3	W	Olympic Club	14-3	H
O10	L	Barbarians	0-11	H
O21	W	St. Mary's	32-0	H

O24	W	Barbarians	17-6	H
O28	T	Vancouver	3-3	H
O31	L	Vancouver	0-3	H
N3	W	Olympic Club	17-8	H
N7	W	Nevada	11-0	H
N14	L	Stanford	3-12	H

1909 - Won 12, Lost 3, Tied 1
Coach: James G. Schaeffer
Captain: Cedric Cerf

S4	W	Reliance	39-0	H
S9	W	Barbarians	6-3	H
S11	W	Reliance	30-0	H
S18	W	Olympic Club	16-0	H
S25	L	Barbarians	3-6	H
O2	T	Castaways	10-10	LA
O4	W	So. Cal All-Stars	19-3	LA
O9	W	Barbarians	6-0	H
O23	W	Olympic Club	19-0	H
O27	W	Vancouver	24-3	H
O30	W	Vancouver	39-0	H
N6	W	Nevada	24-8	H
N13	W	Stanford	19-13	A
D25	L	Vancouver	0-3	A
D29	L	Vancouver	0-5	A
J1	W	Vancouver	14-3	A

1910 - Won 12, Lost 0, Tied 2
Coach: James G. Schaeffer
Captain: Jay Dwiggin, Jr.

S10	W	Barbarians	9-0	H
S17	W	Barbarians	32-5	H
S24	W	Olympic Club	17-3	H
O1	W	Barbarians	26-0	H
O8	W	Olympic Club	16-0	H
O19	W	Barbarians	22-0	H
O22	W	Olympic Club	40-10	H
O26	W	St. Mary's	6-0	H
O29	W	Olympic Club	18-0	H
N5	W	Nevada	62-0	H
N12	W	Stanford	25-6	H
D26	T	Victoria All-Stars	0-0	A
D29	W	Victoria All-Stars	3-0	A
J1	T	Victoria All-Stars	3-3	A

1911 - Won 11, Lost 2, Tied 1
Coach: James G. Schaeffer
Captain: Amos W. Elliott

S9	W	Barbarians	11-0	H
S16	W	Olympic Club	8-0	H
S23	W	Barbarians	31-3	H
S30	W	Olympic Club	16-8	H
O7	W	Nevada	29-0	A
O14	W	Barbarians	14-3	H
O21	W	Olympic Club	18-3	H
O25	W	B.C. All-Stars	21-0	H
O28	W	B.C. All-Stars	24-0	H
N4	W	Olympic Club	60-0	H
N11	W	Stanford	21-3	A
D25	T	Victoria All-Stars	0-0	A
D28	L	Victoria All-Stars	3-6	A
J1	L	Victoria All-Stars	0-8	A

1912 - Won 10, Lost 2, Tied 1
Coach: James G. Schaeffer
Captain: John A. Stroud, Jr.

S9	W	Barbarians	8-3	H
S14	W	Olympic Club	5-3	H
S21	W	Barbarians	16-0	H
S28	W	Olympic Club	9-0	H
O5	W	Nevada	34-0	H
O9	W	St. Mary's	21-0	H
O12	W	Olympic Club	5-0	H
O19	W	Barbarians	16-3	H
O26	L	Australia Waratahs	0-18	H
O30	W	Australia Waratahs	6-5	H
N2	L	Australia Waratahs	3-23	H

N9	T	Stanford	3-3	H
N28	W	USC	18-0	H

1913 - Won 6, Lost 3, Tied 3
Coach: James G. Schaeffer
Captain: Stirling B. Peart

S9	T	Titans	6-6	H
S13	T	Barbarians	0-0	H
S20	W	Titans	4-3	H
S27	W	Barbarians	21-0	H
O4	W	UC Alumni Club	18-0	H
O8	L	N.Z. All-Blacks	0-31	H
O11	W	Santa Clara	6-3	H
O18	W	UC Alumni Club	13-3	H
O25	L	N.Z. All-Blacks	3-38	H
N8	L	Stanford	8-13	A
N22	W	Barbarians	23-10	SF
N27	T	USC	3-3	A

1914 - Won 14, Lost 1, Tied 0
Coach: James G. Schaeffer
Captain: Joseph L. McKim

S5	W	Olympic Club	8-3	H
S9	W	Titans	8-3	H
S12	W	Barbarians	12-5	H
S19	W	UC Alumni	17-5	H
S26	W	Olympic Club	13-3	H
O3	W	Titans	17-3	H
O10	W	UC Alumni	22-3	H
O17	W	Barbarians	11-0	H
O21	W	St. Mary's	28-0	H
O24	W	Titans	18-0	H
O28	W	St. Mary's	24-3	H
O31	W	Santa Clara	25-0	H
N7	W	UC Alumni	27-3	H
N14	L	Stanford	8-26	H
N28	W	Nevada	38-3	A

1915 - Won 8, Lost 5, Tied 0
Coach: James G. Schaeffer
Captain: Clifford G. Canfield

S11	W	Olympic Club	17-0	H
S18	L	Commerical Club	0-10	H
S25	W	Olympic Club	18-2	H
O2	W	Olympic Club	19-9	H
O9	W	Originals	7-0	H
O16	W	Sherman Indians	44-7	H
O20	L	St. Mary's	6-7	H
O23	L	USC	10-28	H
O30	W	St. Mary's	10-9	H
N6	L	Washington	0-72	H
N13	L	Washington	7-13	A
N20	W	Nevada	81-6	R
N25	W	USC	23-21	A

ANDY SMITH
(1916-1925)
74-16-7 (.799)



1916 - Won 6, Lost 4, Tied 1
Coach: Andy Smith
Captain: Willis R. Montgomery

S16	W	Olympic Club	23-0	H
S23	W	Originals	23-0	H
S30	T	Olympic Club	0-0	H
O7	W	Originals	13-0	H
O14	W	Whittier	21-17	H
O21	L	Oregon	14-39	H
O28	L	Occidental	13-14	H
N4	W	USC	27-0	A
N11	W	St. Mary's	48-6	H
N18	L	Washington	3-13	H
N30	L	Washington	7-14	A

1917 - Won 5, Lost 5, Tied 1
Coach: Andy Smith
Captains: Daniel P. Foster, Fred T. Brooks

S15	L	Mare Isl. Marines	0-27	H
S22	L	Olympic Club	2-6	H
S29	L	Mare Isl. Marines	0-26	H
O6	W	Olympic Club	40-0	H
O13	W	Navy Hospital Corps	33-7	H
O20	W	Occidental	20-0	H
O27	W	Oregon Aggies	14-3	H
N3	W	Washington	27-0	H
N10	L	St. Mary's	13-14	H
N17	L	Oregon	0-21	A
N29	T	USC	0-0	A

1918 - Won 7, Lost 2, Tied 0
Coach: Andy Smith
PACIFIC COAST CONFERENCE CHAMPIONS
Captain: Carlton G. Wells

O5	L	Ft. MacDowell	7-21	H
O12	W	S.F. Presidio	13-7	H
O19	W	Fort Scott	1-0	H
N9	W	St. Mary's	40-14	H
N16	L	Mather Field	0-13	H
N23	W	Oregon	6-0	H
N30	W	Stanford	67-0	H
D7	W	San Pedro Navy	20-0	H
D14	W	USC	33-7	A

1919 - Won 6, Lost 2, Tied 1
Coach: Andy Smith
Captain: Fred T. Brooks

S27	W	Olympic Club	12-0	H
O4	T	Olympic Club	6-6	H
O11	W	St. Mary's	19-0	H
O18	W	Occidental	61-0	H
O25	L	Washington State	0-14	H
N1	W	Oregon Aggies	21-14	H
N8	W	USC	14-13	A
N22	W	Stanford	14-10	A
N27	L	Washington	0-7	A

1920 - Won 9, Lost 0, Tied 0
Coach: Andy Smith
PACIFIC COAST CONFERENCE CHAMPIONS
Captain: Olin C. Majors

S25	W	Olympic Club	21-0	H
O2	W	Mare Isl. Marines	88-0	H
O9	W	St. Mary's	127-0	H
O16	W	Nevada	79-7	H
O23	W	Utah	63-0	H
O30	W	Oregon Aggies	17-7	A
N6	W	Washington State	49-0	H
N20	W	Stanford	38-0	H

ROSE BOWL
J1 W Ohio State 28-0 P
P - Pasadena

1921 - Won 9, Lost 0, Tied 1
Coach: Andy Smith
PACIFIC COAST CONFERENCE CHAMPIONS
Captain: George H. Latham

S24	W	St. Mary's	21-0	H
O1	W	Olympic Club	14-0	H
O8	W	Nevada	51-6	H
O15	W	Pacific Fleet	21-10	H
O22	W	Oregon	39-0	H
O29	W	Washington State	14-0	Po
N5	W	USC	38-7	H
N12	W	Washington	72-3	H
N19	W	Stanford	42-7	A

ROSE BOWL
J1 T Washington & Jeff. 0-0 Pa
Po - Portland
Pa - Pasadena

1922 - Won 9, Lost 0, Tied 0
Coach: Andy Smith
PACIFIC COAST CONFERENCE CHAMPIONS
Captain: Charles F. Erb, Jr.

S30	W	Santa Clara	45-14	H
O7	W	Mare Isl. Marines	80-0	H
O14	W	St. Mary's	41-0	H
O21	W	Olympic Club	25-0	H
O28	W	USC	12-0	A
N4	W	Washington State	61-0	H
N11	W	Washington	45-7	A
N18	W	Nevada	61-13	H
N25	W	Stanford	28-0	A

1923 - Won 9, Lost 0, Tied 1
Coach: Andy Smith
PACIFIC COAST CONFERENCE CHAMPIONS
Captain: Donald P. Nichols

S22	W	Alumni All-Stars	3-0	H
S29	W	St. Mary's	49-0	H
O6	W	Santa Clara	48-0	H
O13	W	Olympic Club	16-0	H
O20	W	Oregon Aggies	26-0	H
O27	W	Washington State	9-0	P
N3	T	Nevada	0-0	H
N10	W	USC	13-7	A
N17	W	Washington	9-0	H
N24	W	Stanford	9-0	H

P - Portland

1924 - Won 8, Lost 0, Tied 2
Head Coach: Andy Smith
Captain: Edwin C. Horrell

S27	W	Santa Clara	13-7	H
O4	W	St. Mary's	17-7	H
O11	W	Pomona	28-0	H
O18	W	Olympic Club	9-3	H
O25	W	Washington State	20-7	H
N1	W	USC	7-0	H
N8	T	Washington	7-7	A
N15	W	Nevada	27-0	H
N22	T	Stanford	20-20	H
J1	W	Pennsylvania	14-0	H

1925 - Won 6, Lost 3, Tied 0
Head Coach: Andy Smith
Captain: Talma W. Imlay

S26	W	Santa Clara	28-0	H
O3	W	Nevada	54-0	H
O10	L	Olympic Club	0-15	H
O17	W	St. Mary's	6-0	H
O24	W	Oregon	28-0	P
O31	W	Pomona	27-0	LA
N7	W	Washington State	35-7	H
N14	L	Washington	0-7	H
N21	L	Stanford	14-27	A

P - Portland

1926 - Won 3, Lost 6, Tied 0
Coach: Clarence M. Price
Captain: Bert Griffin

S25	W	Santa Clara	13-6	H
O2	W	Olympic Club	32-0	H
O9	L	St. Mary's	7-26	H
O16	L	Oregon Aggies	7-27	H
O23	L	USC	0-27	H
O30	L	Oregon	13-21	H
N6	W	Washington	7-13	A
N13	W	Nevada	20-6	H
N20	L	Stanford	6-41	H

1927 - Won 7, Lost 3, Tied 0
Coach: Clarence M. Price
Captain: Fritz Coltrin

S24	W	Santa Clara	14-6	H
O1	W	Nevada	54-0	H
O8	W	St. Mary's	13-0	H
O15	W	Oregon	16-0	P
O22	W	Olympic Club	21-0	H
O29	L	USC	0-13	A
N5	W	Montana	33-13	H
N12	L	Washington	0-6	H
N19	L	Stanford	6-13	A
D31	W	Pennsylvania	27-13	H
P - Portland				

1928 - Won 6, Lost 2, Tied 2
Coach: Clarence M. Price
Captain: Irvine Phillips

S29	W	Santa Clara	22-0	H
O6	W	St. Mary's	7-0	H
O13	W	Washington State	13-3	H
O20	T	USC	0-0	H
O27	L	Olympic Club	0-12	H
N3	W	Oregon	13-0	H
N10	W	Washington	6-0	A
N17	W	Nevada	60-0	H
N24	T	Stanford	13-13	H

ROSE BOWL

J1	L	Georgia Tech	7-8	P
P - Pasadena				

1929 - Won 7, Lost 1, Tied 1
Coach: Clarence M. Price
Captain: Roy Riegels

S28	W	Santa Clara	27-6	H
O5	T	St. Mary's	0-0	H
O12	W	Washington State	14-0	H
O19	W	Pennsylvania	12-7	A
O26	W	Olympic Club	21-19	H
N2	W	USC	15-7	A
N9	W	Montana	53-18	H
N16	W	Washington	7-0	H
N23	L	Stanford	6-21	A

1930 - Won 4, Lost 5, Tied 0
Coach: Clarence M. Price
Captain: Carl Handy

S27	W	Santa Clara	19-7	H
O4	L	Washington State	0-16	H
O11	W	St. Mary's	7-6	H
O18	L	Olympic Club	7-13	H
O25	L	Washington	0-13	A
N1	W	Montana	46-0	H
N8	L	USC	0-74	A
N15	W	Nevada	8-0	H
N22	L	Stanford	0-41	H

1931 - Won 8, Lost 2, Tied 0
Coach: William A. Ingram
Captain: Edwin Griffiths

S26	W	Santa Clara	6-2	H
O3	L	St. Mary's	0-14	H
O10	W	Olympic Club	6-0	H
O17	W	Washington State	13-7	P
O24	L	USC	0-6	H
O31	W	Nevada	25-6	H
N7	W	Washington	13-0	H
N14	W	Idaho	18-0	H
N21	W	Stanford	6-0	A
D26	W	Georgia Tech	19-6	A
P - Portland				

1932 - Won 7, Lost 3, Tied 2
Coach: William A. Ingram
Captain: Richard C. Tozer

S17	W	California Aggies	20-6	H
-----	---	-------------------	------	---

S17	W	West Coast Navy	13-0	H
S24	L	Santa Clara	0-12	H
O1	W	Olympic Club	22-6	H
O8	T	St. Mary's	12-12	H
O15	L	Washington State	2-7	H
O22	W	Washington	7-6	A
O29	W	Nevada	38-0	H
N5	L	USC	7-27	A
N12	W	Idaho	21-6	H
N19	T	Stanford	0-0	H
D17	W	Georgia Tech	27-7	H

1933 - Won 6, Lost 3, Tied 2
Coach: William A. Ingram
Captain: John Ransome

S23	L	Santa Clara	0-7	H
S30	W	California Aggies	39-0	H
S30	W	Nevada	34-0	H
O7	W	St. Mary's	14-13	H
O14	W	Olympic Club	23-0	H
O21	T	Washington State	6-6	A
O28	L	USC	3-6	H
N4	T	UCLA	0-0	A
N11	W	Washington	33-0	H
N18	W	Idaho	6-0	H
N25	L	Stanford	3-7	A

1934 - Won 6, Lost 6, Tied 0
Coach: William A. Ingram
Captain: Arleigh Williams

S29	W	California Aggies	54-0	H
S29	W	Nevada	33-0	H
O6	L	St. Mary's	0-7	H
O13	W	Pacific	7-6	H
O20	W	UCLA	3-0	H
O27	L	Washington	7-13	A
N3	L	Santa Clara	0-20	H
N10	W	USC	7-2	A
N17	W	Idaho	45-13	H
N24	L	Stanford	7-9	H
D25	L	Honolulu Twn Tm.	13-26	A
J1	L	Hawaii	0-14	A

LEONARD
"Stub" ALLISON
(1935-44)
58-42-2 (.578)



1935 - Won 9, Lost 1, Tied 0
Coach: Leonard B. Allison
PACIFIC COAST CONFERENCE
CO-CHAMPIONS
Captain: Larry Lutz

S28	W	California Aggies	47-0	H
S28	W	Whittier	6-0	H
O5	W	St. Mary's	10-0	H
O12	W	Oregon	6-0	P
O19	W	Santa Clara	6-0	H
O26	W	USC	21-7	H
N2	W	UCLA	14-2	A
N9	W	Washington	14-0	H
N16	W	Pacific	39-0	H
N23	L	Stanford	0-13	A
P - Portland				

1936 - Won 6, Lost 5, Tied 0
Coach: Leonard B. Allison
Captain: Ray Nordstrom

S26	W	Pacific	14-0	H
S26	W	California Aggies	39-0	H
O3	L	St. Mary's	0-10	H
O10	W	Oregon State	7-0	P

O17	L	UCLA	6-17	H
O24	L	Washington (8)	0-13	A
O31	L	Washington State	13-14	H
N7	W	USC (11)	13-7	A
N14	W	Oregon	28-0	H
N21	W	Stanford	20-0	H
N28	L	Georgia Tech	7-13	A
P - Portland				

1937 - Won 10, Lost 0, Tied 1
Coach: Leonard B. Allison
PACIFIC COAST CONFERENCE
CHAMPIONS
Captain: John Meek

S25	W	St. Mary's	30-7	H
O2	W	Oregon State	24-6	H
O9	W	Washington State	27-0	H
O16	W	California Aggies	14-0	H
O16	W	Pacific	20-0	H
O23	W	(1) USC (11)	20-6	H
O30	W	(1) UCLA	27-14	A
N6	T	(1) Washington	0-0	H
N13	W	(2) Oregon	26-0	Po
N20	W	(2) Stanford (13)	13-0	A

ROSE BOWL

J1	W	(2) Alabama (4)	13-0	Pa
Po - Portland				
Pa - Pasadena				

1938 - Won 10, Lost 1, Tied 0
Coach: Leonard B. Allison
PACIFIC COAST CONFERENCE
CO-CHAMPIONS
Captain: Vic Bottari

S24	W	St. Mary's	12-7	H
O1	W	Washington State	27-3	A
O8	W	California Aggies	48-0	H
O8	W	Pacific	39-0	H
O15	W	UCLA	20-7	H
O22	W	(3) Washington	14-7	A
O29	W	(3) Oregon State	13-7	H
N5	L	(3) USC (13)	7-13	A
N12	W	(14) Oregon	20-0	H
N19	W	(9) Stanford	6-0	H
D26	W	(9) Georgia Tech	13-0	H

1939 - Won 3, Lost 7, Tied 0
Coach: Leonard B. Allison
Captain: Louie Smith

S30	W	California Aggies	32-14	H
S30	L	Pacific	0-6	H
O7	L	St. Mary's	3-7	H
O14	L	Oregon	0-6	H
O21	W	Washington State	13-7	H
O28	L	USC (8)	0-26	H
N4	L	UCLA (19)	7-20	A
N11	L	Washington	6-13	H
N18	L	Oregon State (19)	0-21	C
N25	W	Stanford	32-14	A

1940 - Won 4, Lost 6, Tied 0
Coach: Leonard B. Allison
Captain: Bill Elmore

S28	L	Michigan	0-41	H
O5	W	St. Mary's	9-6	H
O12	L	Washington State	6-9	H
O19	W	UCLA	9-7	H
O26	L	Washington (16)	6-7	A
N2	L	Oregon State	13-19	H
N9	W	USC	20-7	A
N16	W	Oregon	14-6	H
N30	L	Stanford (3)	7-13	H
D28	L	Georgia Tech	0-13	A

1941 - Won 4, Lost 5, Tied 0
Coach: Leonard B. Allison
Captains: Bob Reinhard, Jack McQuary

S27	W	St. Mary's	31-0	H
O4	L	Washington State	6-13	A
O11	L	Santa Clara	0-13	H
O18	L	Oregon	7-19	P
O25	W	USC	14-0	H
N1	W	UCLA	27-7	A
N8	L	Washington	6-13	H
N15	L	Oregon State	0-6	H
N29	W	Stanford	16-0	A
P - Portland				

1942 - Won 5, Lost 5, Tied 0
Coach: Leonard B. Allison
Captains: Jim Jurkovich, John Ferguson

S26	W	St. Mary's	6-0	H
O3	L	Oregon State	8-13	A
O10	L	Santa Clara	6-7	H
O17	L	UCLA	0-21	H
O24	W	Washington	19-6	A
O31	W	Oregon	20-7	H
N7	L	USC	7-21	A
N14	W	Montana	13-0	H
N21	L	Stanford	7-26	H
D12	W	Navy Pre-Flight	12-6	H

1943 - Won 4, Lost 6, Tied 0
Coach: Leonard B. Allison
Captain: Art Honegger

S25	W	St. Mary's	27-12	H
O2	L	USC	0-7	H
O9	L	Pacific (20)	6-12	H
O16	W	UCLA	13-0	A
O23	L	St. Mary's Pre-Fl.	0-39	H
O30	L	(20) USC (5)	0-13	A
N6	W	San Francisco	32-0	H
N13	W	UCLA	13-6	H
N20	L	Alameda Cst. Grd.	0-7	H
N27	L	Del Monte Pre-Fl. (10)	8-47	H

1944 - Won 3, Lost 6, Tied 1
Coach: Leonard B. Allison
Captains: Game Captains

S23	W	St. Mary's	31-7	H
S30	W	UCLA	6-0	H
O7	T	USC	6-6	A
O14	W	Pacific	14-0	H
O21	L	(12) Fleet City	2-19	H
O28	L	Washington	7-33	H
N4	L	Coast Guard	6-12	H
N11	L	UCLA	0-7	A
N18	L	USC (12)	0-32	H
N25	L	St. Mary's Pre-Fl.	6-33	H

1945 - Won 4, Lost 5, Tied 1
Coach: Lawrence T. Shaw
Captains: Game Captains

S22	L	St. Mary's	13-20	H
S29	L	USC	2-13	H
O6	W	Washington	27-14	H
O13	L	UCLA	0-13	A
O27	W	Nevada	19-6	H
N3	T	Washington State	7-7	H
N10	L	USC	0-14	A
N17	L	Oregon	13-20	H
N24	W	UCLA (12)	6-0	H
D1	W	St. Mary's Pre-Fl.	6-0	H

1946 - Won 2, Lost 7, Tied 0
Coach: Frank Wickhorst
Captain: Harry Pieper

S28	L	Wisconsin	7-28	H
O5	L	Oregon	13-14	H
O12	W	St. Mary's (16)	20-13	H
O19	L	UCLA (4)	6-13	H
O26	L	Washington	6-20	A
N2	W	Washington State	47-14	H
N9	L	USC (14)	0-14	A
N16	L	Oregon State	7-28	H
N23	L	Stanford	6-25	H

**LYNN "Pappy"
WALDORF**
(1947-56)
67-32-4 (.670)



1947 - Won 9, Lost 1, Tied 0
Coach: Lynn O. Waldorf
Captains: John Graves, Harry Agler

S20	W	Santa Clara	33-7	H
S27	W	Navy	14-7	H
O4	W	St. Mary's	45-6	H
O11	W	(8) Wisconsin	48-7	A
O18	W	(4) Washington State	21-6	H
O25	L	(4) USC (10)	14-39	H
N1	W	(14) UCLA (19)	6-0	A
N8	W	(12) Washington	13-7	H
N15	W	(10) Montana	60-14	H
N22	W	(9) Stanford	21-18	A

1948 - Won 10, Lost 1, Tied 0
Coach: Lynn O. Waldorf
PACIFIC COAST CONFERENCE
CO-CHAMPIONS
Captain: Gene Frassetto

S18	W	Santa Clara	41-19	H
S25	W	Navy	21-7	B
O2	W	St. Mary's	20-0	H
O9	W	(9) Wisconsin	40-14	H
O16	W	(6) Oregon State	42-0	H
O23	W	(4) Washington	21-0	A
O30	W	(4) USC	13-7	A
N6	W	(5) UCLA	28-13	H
N13	W	(4) Washington State	44-14	H
N20	W	(4) Stanford	7-6	H

ROSE BOWL

J1	L	(4) Northwestern (7)	14-20	P
B	-	Baltimore		
P	-	Pasadena		

1949 - Won 10, Lost 1, Tied 0
Coach: Lynn O. Waldorf
PACIFIC COAST CONFERENCE
CHAMPIONS
Captains: Rod Franz, Jim Turner

S17	W	Santa Clara	21-7	H
S24	W	St. Mary's	29-7	H
O1	W	Oregon State	41-0	Po
O8	W	(10) Wisconsin	35-20	A
O15	W	(9) USC (12)	16-10	H
O22	W	(5) Washington	21-7	H
O29	W	(4) UCLA (20)	35-21	A
N5	W	(4) Washington State	33-14	H
N12	W	(4) Oregon	41-14	H
N19	W	(3) Stanford (12)	33-14	A

ROSE BOWL

J2	L	(3) Ohio State (6)	14-17	Pa
Po	-	Portland		
Pa	-	Pasadena		

1950 - Won 9, Lost 1, Tied 1
Coach: Lynn O. Waldorf
PACIFIC COAST CONFERENCE
CHAMPIONS
Captains: Pete Schabarum, Jim Monachino

S23	W	(14) Santa Clara	27-9	H
S30	W	(14) Oregon	28-7	Po
O7	W	(9) Pennsylvania (20)	14-7	H
O14	W	(7) USC	13-7	A
O21	W	(5) Oregon State	27-0	H
O28	W	(5) St. Mary's	40-25	H
N4	W	(6) Washington (12)	14-7	A
N11	W	(6) UCLA (19)	35-0	H
N18	W	(4) San Francisco	13-7	H
N25	T	(4) Stanford	7-7	H

ROSE BOWL

J1	L	(5) Michigan (9)	6-14	Pa
Po	-	Portland		
Pa	-	Pasadena		

1951 - Won 8, Lost 2, Tied 0
Coach: Lynn O. Waldorf
Captains: Les Richter, Charlie Harris

S22	W	(5) Santa Clara	34-0	H
S29	W	Pennsylvania	35-0	A
O6	W	(2) Minnesota	55-14	H
O13	W	(2) Washington State	42-35	A
O20	L	(1) USC (11)	14-21	H
O27	W	(9) Oregon State (6)	35-14	H
N3	L	(9) UCLA	7-21	A
N10	W	(17) Washington	37-28	H
N17	W	(16) Oregon	28-26	H
N24	W	(19) Stanford (3)	20-7	A

1952 - Won 7, Lost 3, Tied 0
Coach: Lynn O. Waldorf
Captains: John Olszewski, Bill Mais

S20	W	(8) Pacific	34-13	H
S27	W	(8) Missouri	28-14	H
O4	W	(4) Minnesota	49-13	A
O11	W	(3) Oregon	41-7	P
O18	W	(3) Santa Clara	27-7	H
O25	L	(4) USC (7)	0-10	A
N1	L	(11) UCLA (7)	7-28	H
N8	L	Washington	7-22	A
N15	W	Washington State	28-13	H
N22	W	Stanford	26-0	H

P - Portland

1953 - Won 4, Lost 4, Tied 2
Coach: Lynn O. Waldorf
Captains: Tom Dutton, Al Talley

S19	L	(14) Baylor (20)	0-25	H
S26	W	(14) Oregon State	26-0	P
O3	L	Ohio State (6)	19-33	H
O10	W	Pennsylvania (20)	40-0	A
O17	W	(16) San Jose State	34-14	H
O24	L	USC (11)	20-32	H
O31	L	UCLA (10)	7-20	A
N7	W	Washington	53-25	H
N14	T	Oregon	0-0	H
N21	T	Stanford (16)	21-21	A

P - Portland

1954 - Won 5, Lost 5, Tied 0
Coach: Lynn O. Waldorf
Captains: Paul Larson, Jim Hanifan, Matt Hazeltine

S18	L	(12) Oklahoma (2)	13-27	H
S25	W	(17) San Jose State	45-0	H
O2	L	(18) Ohio State (14)	13-21	A
O9	L	Oregon	27-33	H
O16	W	Washington State	17-7	H
O23	L	USC (17)	27-29	A

O30	L	UCLA (3)	6-27	H
N6	W	Washington	27-6	A
N13	W	Oregon State	46-7	H
N20	W	Stanford	28-20	H

1955 - Won 2, Lost 7, Tied 1
Coach: Lynn O. Waldorf
Captain: Jim Carmichael

S17	L	Pittsburgh	7-27	A
S24	L	Illinois	13-20	H
O1	W	Pennsylvania	27-7	H
O8	T	Washington State	20-20	H
O15	L	Oregon	0-21	P
O22	L	USC (10)	6-33	H
O29	L	UCLA (6)	0-47	A
N5	W	Washington	20-6	H
N12	L	Oregon State	14-16	H
N19	L	Stanford (18)	0-19	A

P - Portland

1956 - Won 3, Lost 7, Tied 0
Coach: Lynn O. Waldorf
Captains: Don Gilkey, Herb Jackson

S22	L	Baylor	6-7	H
S29	L	Illinois	20-32	A
O6	W	Pittsburgh (7)	14-0	H
O13	L	Oregon State	13-21	A
O20	L	UCLA	20-34	H
O27	W	Washington	16-7	A
N3	L	Oregon	6-28	H
N10	L	USC (16)	7-20	A
N17	L	Washington State	13-14	H
N24	W	Stanford	20-18	H

1957 - Won 1, Lost 9, Tied 0
Coach: Pete Elliott
Captains: Mike White, Bob Currie, Art Forbes

S21	L	SMU	6-13	H
S28	L	Washington State	7-13	A
O5	L	Michigan State (2)	0-19	H
O12	L	Navy	6-21	H
O19	W	USC	12-0	H
O26	L	Oregon (18)	6-24	A
N2	L	UCLA	14-16	A
N9	L	Oregon State	19-21	H
N16	L	Washington	27-35	H
N23	L	Stanford	12-14	A

1958 - Won 7, Lost 4, Tied 0
Coach: Pete Elliott
PACIFIC COAST CONFERENCE
CHAMPIONS
Captains: Joe Kapp, Jack Hart

S20	L	Pacific	20-24	H
S27	L	Michigan State (4)	12-32	A
O4	W	Washington State	34-14	H
O11	W	Utah	36-21	H
O18	W	USC	14-12	A
O25	W	Oregon	23-6	H
N1	L	Oregon State	8-14	A
N8	W	UCLA	20-17	H
N15	W	Washington	12-7	A
N22	W	(19) Stanford	16-15	H

ROSE BOWL

J1	L	(16) Iowa (2)	12-38	P
P	-	Pasadena		

1959 - Won 2, Lost 8, Tied 0
Coach: Pete Elliott
Captains: Pat Newell, Pete Domoto

S19	W	Washington State	20-6	S
S26	L	Iowa (13)	12-42	H
O3	L	Texas (10)	0-33	A
O10	L	Notre Dame	6-28	H
O17	L	UCLA	12-19	A

O24	L	Oregon State	20-24	H
O31	L	USC (6)	7-14	H
N7	L	Oregon (15)	18-20	A
N14	L	Washington (13)	0-20	H
N21	W	Stanford	20-17	A

S - Seattle

MARV LEVY
(1960-63)
8-29-3 (.238)



1960 - Won 2, Lost 7, Tied 1
Coach: Marv Levy
Captains: Steve Bates, Bill Patton

S17	L	Tulane	3-7	H
S24	L	Notre Dame	7-21	A
O1	L	Army	10-28	H
O8	T	Washington State	21-21	H
O15	L	USC	10-27	A
O22	L	Oregon	0-20	H
O29	W	Oregon State (15)	14-6	A
N5	L	UCLA (15)	0-28	H
N12	L	Washington (6)	7-27	A
N19	W	Stanford	21-10	H

1961 - Won 1, Lost 8, Tied 1
Coach: Marv Levy
Captain: Jim Burress

S23	L	Texas (4)	3-28	H
S30	L	Iowa (1)	7-28	A
O7	T	Missouri	14-14	A
O14	W	Washington	21-14	H
O21	L	USC	14-28	H
O28	L	Penn State	16-33	A
N4	L	UCLA	15-35	A
N11	L	Air Force	14-15	H
N18	L	Kansas	7-53	H
N25	L	Stanford	7-20	A


1962 - Won 1, Lost 9, Tied 0
Coach: Marv Levy
Captain: Larry Balliett

S22	L	Missouri	10-21	H
S29	W	San Jose State	25-8	H
O6	L	Pittsburgh	24-26	H
O13	L	Duke	7-21	A
O20	L	USC (3)	6-32	A
O27	L	Penn State	21-23	H
N3	L	UCLA	16-26	H
N10	L	Washington	0-27	A
N17	L	Kansas	21-33	A
N24	L	Stanford	13-30	H

1963 - Won 4, Lost 5, Tied 1
Coach: Marv Levy
Captain: Jim Anderson

S21	W	Iowa State	15-8	H
S28	L	Illinois	0-10	A
O5	L	Pittsburgh (9)	15-35	A
O12	T	Duke	22-22	H
O19	W	San Jose State	34-13	H
O26	L	USC	6-36	H
N2	W	UCLA	25-0	A
N9	L	Washington	26-39	H
N16	W	Utah	35-22	A
N30	L	Stanford	17-28	A

RAY WILLSEY
(1964-71)
40-42-1 (.488)



1964 - Won 3, Lost 7, Tied 0
Coach: Ray Willsey
Captains: Craig Morton,
Ron Calegari

S19 W Missouri	21-14 H
S26 L Illinois (3)	14-20 H
O3 L Minnesota	20-26 H
O10 W Miami	9-7 A
O17 W Navy	27-13 H
O24 L USC	21-26 A
O31 L UCLA	21-25 H
N7 L Washington	16-21 A
N14 L Utah	0-14 H
N21 L Stanford	3-21 H

1965 - Won 5, Lost 5, Tied 0
Coach: Ray Willsey
Captains: Jim Phillips, Stan Dzura

S18 L Notre Dame (3)	6-48 H
S25 L Michigan (4)	7-10 A
O2 W Kansas	17-0 H
O9 W Air Force	24-7 A
O16 W Washington	16-12 H
O23 L UCLA	3-56 A
O30 W Penn State	21-17 H
N6 L USC (6)	0-35 H
N13 W Oregon	24-0 P
N20 L Stanford	7-9 A

P - Portland

1966 - Won 3, Lost 7, Tied 0
Coach: Ray Willsey
Captains: John Beasley, Dan Goich

S17 W Washington State	21-6 S
S24 L Michigan (9)	7-17 H
O1 W Pittsburgh	30-15 H
O8 L San Jose State	0-24 H
O15 W Washington	24-20 A
O22 L UCLA (3)	15-28 H
O29 L Penn State	15-33 A
N5 L USC (9)	9-35 A
N12 L Army	3-6 H
N19 L Stanford	7-13 H

S - Seattle

1967 - Won 5, Lost 5, Tied 0
Coach: Ray Willsey
Captains: Bob Crittenden,
George Gearhart

S16 W Oregon	21-13 H
S23 L Notre Dame (1)	8-41 A
S30 W Michigan	10-9 H
O7 W Air Force	14-12 H
O14 L UCLA (4)	14-37 A
O21 L Syracuse	14-20 A
O28 L Washington	6-23 H
N4 L USC (1)	12-31 H
N11 W San Jose State	30-6 H
N18 W Stanford	26-3 A

1968 - Won 7, Lost 3, Tied 1
Coach: Ray Willsey
Captains: John McGaffie,
Mike McCaffrey

S21 W Michigan	21-7 A
S28 W Colorado	10-0 H
O5 W (18) San Jose State	46-0 H

O12 L (16) Army	7-10 A
O19 W UCLA	39-15 H
O26 W (11) Syracuse (10)	43-0 H
N2 T (8) Washington	7-7 A
N9 L (11) USC (1)	17-35 A
N16 W (18) Oregon	36-8 H
N23 L (18) Stanford	0-20 H
N30 W Hawaii	17-12 A

1969 - Won 5, Lost 5, Tied 0
Coach: Ray Willsey
Captains: Irby Augustine,
Jim Calkins

S20 L Texas (4)	0-17 H
S27 W Indiana (10)	17-14 A
O4 W Rice	31-21 H
O11 W Washington	44-13 H
O18 L UCLA (8)	0-32 A
O25 W Washington State	17-0 S
N1 L USC (6)	9-14 H
N8 L Oregon State	3-35 H
N15 W San Jose State	31-7 H
N22 L Stanford (14)	28-29 A

S - Spokane

1970 - Won 6, Lost 5, Tied 0
Coach: Ray Willsey
Captains: Bob Richards,
Phil Croyle

S12 L Oregon	24-31 P
S19 L Texas (2)	15-56 A
S26 W Indiana	56-14 H
O3 L Rice	0-28 A
O10 W Washington	31-28 A
O17 L UCLA (19)	21-24 H
O24 W Washington State	45-0 H
O31 W USC (18)	13-10 A
N7 L Oregon State	10-16 A
N14 W San Jose State	35-28 H
N21 W Stanford (11)	22-14 H

P - Portland

1971 - Won 6, Lost 5, Tied 0
Coach: Ray Willsey
Captains: Sherman White,
Ray Youngblood

S11 L Arkansas (7)	20-51 LR
S18 W West Virginia	20-10 H
S25 W San Jose State	34-10 H
O2 L Ohio State (14)	3-35 A
O9 W Oregon State	30-27 H
O16 W Washington State	24-23 S
O23 W UCLA	31-24 A
O30 L USC (20)	0-28 H
N6 L Washington (20)	7-30 H
N13 W Oregon	17-10 A
N20 L Stanford (18)	0-14 A

LR - Little Rock
S - Spokane

MIKE WHITE
(1972-77)
34-31-1 (.523)



1972 - Won 3, Lost 8, Tied 0
Coach: Mike White
Captains: Steve Sweeney,
Bob Kampa

S9 L Colorado (2)	10-20 A
S16 W Washington State	37-23 H
S23 L San Jose State	10-17 H
S30 L Missouri	27-34 A

O7 L Ohio State (3)	18-35 H
O14 L USC (1)	14-42 A
O21 L UCLA (11)	13-49 H
O28 L Washington	21-35 A
N4 W Oregon	31-12 H
N11 L Oregon State	23-26 P
N18 W Stanford	24-21 H

P - Portland

1973 - Won 4, Lost 7, Tied 0
Coach: Mike White
Captains: Kevin O'Dorisio,
Fred Weber

S15 L Alabama (6)	0-66 B
S22 L Illinois	7-27 H
S29 W Army	51-6 A
O6 W Washington	54-49 H
O13 L Oregon	10-41 A
O20 W Oregon State	24-14 H
O27 L UCLA (13)	21-61 A
N3 L USC (9)	14-50 H
N10 W San Jose State	19-9 H
N17 L Washington State	28-31 A
N24 L Stanford	17-26 A

B - Birmingham

1974 - Won 7, Lost 3, Tied 1
Coach: Mike White
Captains: Steve Bartkowski,
Rob Swenson

S14 L Florida	17-21 A
S21 W San Jose State	17-16 H
S28 W Army	27-14 H
O5 W Illinois (14)	31-14 A
O12 W Oregon	40-10 H
O19 W Oregon State	17-14 A
O26 L (20) UCLA	3-28 H
N2 T USC (6)	15-15 A
N9 W (18) Washington	52-26 A
N16 W (19) Washington State	37-33 H
N23 L (19) Stanford	20-22 H

1975 - Won 8, Lost 3, Tied 0
Coach: Mike White
PACIFIC-8 CONFERENCE
CO-CHAMPIONS
Captains: Chuck Muncie,
Paul Von der Mehden

S13 L Colorado	27-34 A
S20 L West Virginia (20)	10-28 H
S27 W Washington State	33-21 A
O4 W San Jose State	27-24 H
O11 W Oregon	34-7 A
O18 W Oregon State	51-24 H
O25 L UCLA (19)	14-28 A
N1 W USC (4)	28-14 H
N8 W (18) Washington	27-24 H
N15 W (15) Air Force	31-14 A
N22 W (13) Stanford	48-15 A

1976 - Won 5, Lost 6, Tied 0
Coach: Mike White
Captains: Joe Roth, Phil Heck

S11 L (15) Georgia (16)	24-36 A
S18 L Oklahoma (4)	17-28 A
S25 W Arizona State	31-22 A
O2 W San Jose State	43-16 H
O9 W Oregon	27-10 H
O16 L Oregon State	9-10 A
O23 L UCLA (4)	19-35 H
O30 L USC (4)	6-20 A
N6 W Washington	7-0 A
N13 W Washington State	23-22 H
N20 L Stanford	24-27 H

1977 - Won 7, Lost 4, Tied 0
Coach: Mike White
Captains: George Freitas,
Burl Toler

S10 W Tennessee	27-17 A
S17 W Air Force	24-14 H
S24 W Missouri	28-21 A
O1 W (17) San Jose State	52-3 H
O8 L (14) Washington State	10-17 A
O15 W (20) Oregon State	41-17 H
O22 L (15) UCLA	19-21 A*
O29 W USC (10)	17-14 H
N5 L (17) Washington	31-50 H
N12 W Oregon	48-16 A
N19 L Stanford	3-21 A

*UCLA forfeit due to an ineligible player.

ROGER THEDER
(1978-81)
17-28-0 (.378)



1978 - Won 6, Lost 5, Tied 0
Coach: Roger Theder
Captains: Duke Leffler,
Ralph DeLoach

S9 L Nebraska (10)	26-36 A
S16 W Georgia Tech	34-22 A
S23 W Pacific	24-6 H
S30 W West Virginia	28-21 A
O7 W Oregon	21-18 H
O14 W Arizona	33-20 A
O21 L UCLA (10)	0-45 H
O28 L USC (6)	17-42 A
N4 L Arizona State	21-35 A
N11 W Washington State	22-14 H
N18 L Stanford	10-30 H

1979 - Won 6, Lost 6, Tied 0
Coach: Roger Theder
Captains: Paul Jones, Ron Hill

S8 W Arizona State (18)	17-9 A
S15 W Arizona	10-7 A
S22 W San Jose State	13-10 H
S29 L Michigan (11)	10-14 H
O6 L Oregon	14-19 A*
O13 W Oregon State	45-0 H
O20 L UCLA	27-28 A
O27 L USC (3)	14-24 H
N3 L Washington (16)	24-28 H
N10 W Washington State	45-13 A
N17 W Stanford	21-14 A

*Oregon forfeit due to ineligible player
GARDEN STATE BOWL
D15 L Temple 17-28 ER
ER - East Rutherford, NJ

1980 - Won 3, Lost 8, Tied 0
Coach: Roger Theder
Captains: Rich Campbell,
Ron Coccimiglio, Kirk Karacozoff

S13 L Florida	13-41 T
S20 L Army	19-26 A
S27 L Arizona	24-31 H
O4 L Michigan	13-38 A
O11 W Oregon	31-6 H
O18 W Oregon State	27-6 H
O25 L UCLA (3)	9-32 H
N1 L USC (7)	7-60 A
N8 L Arizona State	6-34 A
N15 L Washington State	17-31 H
N22 W Stanford	28-23 H

T - Tampa

1981 - Won 2, Lost 9, Tied 0
Coach: Roger Theder
Captains: Harvey Salem,
Ron Rivera

S5	L	Texas A&M	28-29	H
S12	L	Georgia (6)	13-27	A
S19	W	Arizona	14-13	A
S26	L	San Jose State	24-27	H
O10	L	Washington	26-27	H
O17	L	Arizona State (17)	17-45	A
O24	L	UCLA	6-34	A
O31	W	Oregon State	45-3	H
N7	L	USC (3)	3-21	H
N14	L	Washington State (17)	0-9	S
N21	L	Stanford	21-42	A

S - Spokane

JOE KAPP
(1982-86)
20-34-1 (.373)



1982 - Won 7, Lost 4, Tied 0
Coach: Joe Kapp
Captains: Harvey Salem, Reggie
Camp, Richard Rodgers

S11	W	Colorado	31-17	A
S18	W	San Diego State	28-0	H
S25	L	Arizona State (14)	0-15	H
O2	W	San Jose State	26-7	H
O9	L	Washington (1)	7-50	A
O16	W	Oregon	10-7	H
O23	L	UCLA (11)	31-47	H
O30	W	Oregon State	28-14	A
N6	L	USC (16)	0-42	A
N13	W	Washington State	34-14	H
N20	W	Stanford	25-20	H

1983 - Won 5, Lost 5, Tied 1
Coach: Joe Kapp
Captains: Gale Gilbert, Ron Rivera,
Richard Rodgers

S3	W	Texas A&M	19-17	A
S10	L	San Diego State	14-28	A
S17	W	San Jose State	30-9	H
O1	T	Arizona	33-33	H
O8	L	Oregon	17-24	A
O15	W	Oregon State	45-19	H
O22	L	UCLA	16-20	A
O29	L	USC	9-19	H
N5	W	Arizona State	26-24	H
N12	L	Washington State	6-16	A
N19	W	Stanford	27-18	A

1984 - Won 2, Lost 9, Tied 0
Coach: Joe Kapp
Captains: Gale Gilbert, John Haina,
Dave Pillsbury

S8	L	Arizona	13-23	A
S15	W	Pacific	28-12	H
S22	L	Oregon	14-21	H
S29	L	San Jose State	18-33	H
O6	W	Arizona State	19-14	A
O13	L	Oregon State	6-9	A
O20	L	UCLA	14-17	H
O27	L	USC (20)	7-31	A
N3	L	Washington (1)	14-44	A
N10	L	Washington St.	7-33	H
N17	L	Stanford	10-27	H

1985 - Won 4, Lost 7, Tied 0
Coach: Joe Kapp
Captains: Mark Stephens, Hardy
Nickerson, Ken Pettway

A31	W	San Jose State	48-21	H
S7	L	Washington St.	19-20	A
S14	L	Oregon State	20-23	P
S21	L	Arizona	17-23	H
O5	W	Missouri	39-32	A
O12	L	Washington	12-28	H
O19	W	Oregon	27-24	A
O26	L	UCLA (17)	7-34	A
N2	L	Arizona State	8-30	H
N9	W	USC	14-6	H
N23	L	Stanford	22-24	A

P - Portland

1986 - Won 2, Lost 9, Tied 0
Coach: Joe Kapp
Captains: Gary Hein, Doug
Riesenberg, Hardy Nickerson

S13	L	Boston College	15-21	A
S20	W	Washington St.	31-21	H
S27	L	San Jose State	14-35	H
O4	L	Washington (12)	18-50	A
O11	L	Oregon State	12-14	H
O18	L	UCLA (19)	10-36	H
O25	L	Arizona (14)	16-33	A
N1	L	Oregon	9-27	H
N8	L	Arizona State (5)	0-49	A
N15	L	USC (13)	3-28	A
N22	W	Stanford (16)	17-11	H

BRUCE SNYDER
(1987-91)
29-24-1 (.544)



1987 - Won 3, Lost 6, Tied 2
Coach: Bruce Snyder
Captains: Brian Bedford, Kam
King, Ken Harvey, Darryl Stallworth

S5	W	Pacific	42-0	H
S12	L	San Jose State	25-27	H
S19	L	Minnesota	23-32	A
S26	L	USC	14-31	H
O3	L	Tennessee (10)	12-38	A
O10	T	Arizona	23-23	H
O24	L	UCLA (8)	18-42	A
O31	W	Oregon	20-6	A
N14	W	Arizona State	38-20	H
N21	L	Stanford	7-31	A
N28	T	Washington State	17-17	T

T - Tokyo

1988 - Won 5, Lost 5, Tied 1
Coach: Bruce Snyder
Captains: Chris Richards, Darryl
Ingram, Natu Tautagaloa,
Majett Whiteside

S10	W	Pacific	30-7	H
S17	L	Oregon State	16-17	A
S24	W	Kansas	52-21	H
O1	W	San Jose State	21-14	H
O8	L	Washington St.	13-44	A
O15	L	UCLA (2)	21-38	H
O22	W	Temple	31-14	H
O29	W	Arizona	10-7	A
N5	L	USC (2)	3-35	A
N12	L	Washington	27-28	A
N19	T	Stanford	19-19	H

1989 - Won 4, Lost 7, Tied 0
Coach: Bruce Snyder
Captains: Troy Taylor, Tony Smith,
David Ortega, Joel Dickson

S9	L	Oregon	19-35	A
S16	L	Miami (2)	3-31	A
S23	W	Wisconsin	20-14	H
S30	L	UCLA	6-24	A
O7	W	San Jose State	26-21	H
O14	L	USC (10)	15-31	H
O21	L	Washington	16-29	H
O28	L	Oregon State	14-25	H
N4	W	Arizona (15)	29-28	H
N11	W	Washington St.	38-26	H
N18	L	Stanford	14-24	A

1990 - Won 7, Lost 4, Tied 1
Coach: Bruce Snyder
Captains: Game Captains (Seniors)

S8	W	Wisconsin	28-12	A
S15	L	Miami (10)	24-52	H
S22	L	Washington St.	31-41	A
S29	W	Arizona (18)	30-25	A
O6	W	San Jose State	35-34	H
O13	W	Arizona State	31-24	A
O20	W	UCLA	38-31	H
O27	L	Washington (7)	7-46	A
N3	T	USC (21)	31-31	A
N10	W	Oregon (20)	28-3	H
N17	L	Stanford	25-27	H

COPPER BOWL

D31	W	Wyoming	17-15	T
-----	---	---------	-------	---

T - Tucson, AZ

1991 - Won 10, Lost 2, Tied 0
Coach: Bruce Snyder
Captains: Game Captains (Seniors)

S7	W	Pacific	86-24	H
S14	W	(24) Purdue	42-18	H
S21	W	(20) Arizona	23-21	A
O5	W	(18) UCLA (24)	27-24	A
O12	W	(13) Oregon	45-7	H
O19	L	(7) Washington (3)	17-24	H
O26	W	(10) San Jose State	41-20	H
N2	W	(10) USC	52-30	H
N9	W	(7) Oregon State	27-14	A
N16	W	(6) Arizona State	25-6	H
N23	L	(6) Stanford (21)	21-38	A

CITRUS BOWL

J1	W	(14) Clemson (13)	37-13	O
----	---	-------------------	-------	---

O - Orlando, FL

KEITH
GILBERTSON
(1992-95)
20-26-0 (.435)



1992 - Won 4, Lost 7, Tied 0
Coach: Keith Gilbertson
Captains: Greg Zomalt, Al Casner,
Mack Travis, Mick Barsala

S5	W	(20) San Jose State	46-16	H
S12	L	(17) Purdue	14-41	A
S24	W	Kansas (24)	27-23	A
O3	W	Oregon State	42-0	H
O10	L	(24) Washington (1)	16-35	A
O17	L	USC (18)	24-27	A
O24	L	Arizona	17-24	H
O31	W	UCLA	48-12	H
N7	L	Oregon	17-37	A
N14	L	Arizona State	12-28	A
N21	L	Stanford (13)	21-41	H

1993 - Won 9, Lost 4, Tied 0
Coach: Keith Gilbertson
Captains: Doug Brien,
Todd Steussie, Michael Davis,
Eric Zomalt

S4	W	UCLA	27-25	A
S11	W	San Diego State	45-25	H
S18	W	(21) Temple	58-0	A
S25	W	(20) San Jose State	46-13	H
O2	W	(15) Oregon	42-41	H
O9	L	(16) Washington (13)	23-24	H
O16	L	(20) Washington State	7-34	A
O30	L	USC	14-42	H
N6	L	Arizona State	0-41	A
N13	W	Arizona (13)	24-20	H
N20	W	Stanford	46-17	A
N27	W	Hawaii	42-18	A

ALAMO BOWL

D31	W	Iowa	37-3	SA
-----	---	------	------	----

SA - San Antonio, TX

1994 - Won 4, Lost 7, Tied 0
Coach: Keith Gilbertson
Captains: Brian Thure, Jerrott
Willard, Artis Houston, Ricky
Spears, Tyrone Edwards

S10	L	San Diego State	20-22	A
S17	L	Hawaii	7-21	H
S24	W	Arizona State	25-21	H
O1	W	San Jose State	55-0	H
O8	W	UCLA	26-7	H
O15	L	Oregon	7-23	A
O22	L	USC	0-61	A
O29	L	Washington State	23-26	H
N5	L	Arizona (18)	6-13	A
N12	L	Washington (22)	19-31	A
N19	W	Stanford	24-23	H

1995 - Won 3, Lost 8, Tied 0
Coach: Keith Gilbertson
Captains: Dante DePaola,
Je'Rod Cherry, Ben Lynch,
Reynard Rutherford

S2	L	San Diego State	9-33	A
S9	L	Fresno State	24-25	H
S23	W	San Jose State	40-7	H
S30	L	Arizona	15-20	A
O7	L	USC (5)	16-26	H
O14	L	Oregon (15)	30-52	H
O21	W	Oregon State	13-12	A
O28	L	UCLA (24)	16-33	A
N4	W	Washington State	27-11	H
N11	L	Arizona State	29-38	H
N18	L	Stanford	24-29	A

STEVE
MARIUCCI
(1996)
6-6-0 (.500)



1996 - Won 6, Lost 6
Coach: Steve Mariucci
Captains: Pat Barnes, Brandon
Whiting, Ryan Longwell

S7	W	San Jose State	45-25	A
S14	W	San Diego State	42-37	H
S21	W	Nevada	33-15	H
S28	W	Oregon State-30T	48-42	H
O5	W	USC (17)	22-15	A
O19	L	(19) Washington State	18-21	A
O26	L	(25) UCLA	29-38	H

N2	W	Arizona-4OT	56-55	H
N9	L	Arizona State (4)	7-35	A
N16	L	Oregon	23-40	A
N23	L	Stanford	21-42	H
ALOHA BOWL				
D25	L	Navy	38-42	H
H – Honolulu				

TOM HOLMOE
(1997-2001)
12-43-0 (.218)



1997 - Won 3, Lost 8
Coach: Tom Holmoe
Captains: Brandon Whiting, Bobby Shaw, Jeremy Newberry

S6	W	Houston	35-3	A
S20	W	Oklahoma	40-36	H
S27	L	USC	17-27	H
O4	L	Louisiana Tech	34-41	S
O11	L	Washington (10)	3-30	H
O18	L	Washington State (13)	37-63	A
O25	L	UCLA (13)	17-35	A
N1	W	Oregon State	33-14	H
N8	L	Arizona State (15)	21-28	H
N15	L	Arizona-2OT	38-41	A
N22	L	Stanford	20-21	A
S – Shreveport				

1998 - Won 5, Lost 6
Coach: Tom Holmoe
Captains: Dameane Douglas, Matt Beck, Sekou Sanyika, John Welbourn

S5	W	Houston	14-10	H
S12	L	Nebraska (4)	3-24	H
S19	W	Oklahoma	13-12	A
S26	W	Washington State	24-14	H

O10	W	USC (19)	32-31	A
O17	L	Washington	13-21	A
O24	L	UCLA (2)	16-28	H
O31	W	Oregon State	20-19	A
N7	L	Arizona State	22-55	A
N14	L	Arizona (9)	23-27	H
N21	L	Stanford	3-10	H

1999 - Won 4, Lost 7
Coach: Tom Holmoe
Captains: Matt Beck, Sekou Sanyika, Deltha O'Neal, Andre Carter, Mawuko Tugbenyoh, Kevin Doherty

S4	W	Rutgers*	21-7	H
S11	L	Nebraska (5)	0-45	A
S25	W	Arizona State*	24-23	H
O2	L	Washington State	7-31	A
O9	L	Brigham Young (24)	28-38	A
O16	W	UCLA*	17-0	A
O23	L	Washington	27-31	H
O30	W	USC*	17-7	H
N6	L	Oregon State	7-17	A
N13	L	Oregon	19-24	H
N20	L	Stanford	13-31	A
* game later forfeited by Cal				

2000 - Won 3, Lost 8
Coach: Tom Holmoe
Captains: Andre Carter, Chidi Iwuoma, Reed Diehl, Jacob Waasdorp

S9	W	Utah	24-21	H
S16	L	at Illinois (19)	15-17	A
S23	L	at Fresno State	3-17	A
S30	L	Washington State	17-21	H
O7	L	at Arizona State	10-30	A
O14	W	UCLA-3OT (13)	46-38	H
O21	L	at Washington (9)	24-36	A
O28	W	at USC	28-16	A
N4	L	Oregon State (14)	32-38	H
N11	L	at Oregon (6)	17-25	A
N18	L	Stanford-OT	30-36	H

2001 - Won 1, Lost 10
Coach: Tom Holmoe
Captains: Scott Fujita, Marcus Fields, Dewey Hale, Brandon Ludwig, Adam Sugarman

S1	L	Illinois	17-44	H
S8	L	Brigham Young	16-44	H
S22	L	at Washington State	20-51	A
S29	L	Washington (13)	28-31	H
O13	L	Oregon (5)	7-48	H
O20	L	at UCLA (4)	17-56	A
O27	L	at Oregon State	10-19	A
N3	L	Arizona	24-38	H
N10	L	USC	14-55	H
N17	L	at Stanford (13)	28-35	A
N23	W	at Rutgers	20-10	A

JEFF TEDFORD
(2002-present)
25-13-0 (.658)



2002 - Won 7, Lost 5
Coach: Jeff Tedford
Captains: Nnamdi Asomugha, Kyle Boller, Joe Igber, Matt Nixon

A31	W	Baylor	70-22	H
S7	W	New Mexico State	34-13	H
S14	W	Michigan State (15)	46-22	A
S21	L	(23) Air Force	21-23	H
S28	L	Washington State (16)	38-48	H
O5	W	Washington (12)	34-27	A
O12	L	USC (20)	28-30	A
O19	W	UCLA	17-12	H
O26	L	Oregon State	13-24	A
N9	W	Arizona State (25)	55-38	A
N16	L	Arizona	41-52	H
N23	W	Stanford	30-7	H

2003 - Won 8, Lost 6
Coach: Jeff Tedford
Captains: Adimchinobe Echemandu, Aaron Rodgers, Lorenzo Alexander, Donnie McCleskey

A23	L	Kansas State	28-42	A
A30	W	Southern Miss	34-2	H
S6	L	Colorado State	21-23	H
S11	L	Utah	24-31	A
S20	W	Illinois	31-24	A
S27	W	USC-3OT (3)	34-31	H
O4	L	Oregon State	21-35	H
O18	L	UCLA-OT	20-23	A
O25	W	Arizona	42-14	H
N1	W	Arizona State	51-23	A
N8	L	Oregon	17-21	A
N15	W	Washington	54-7	H
N22	W	Stanford	28-16	A

INSIGHT BOWL				
D26	W	Virginia Tech	52-49	P
P – Phoenix				

2004 - Won 10, Lost 2
Coach: Jeff Tedford
Captains: J.J. Arrington, Aaron Rodgers, Lorenzo Alexander, Ryan Gutierrez

S4	W	(13) Air Force	56-14	A
S11	W	(13) New Mexico State	41-14	H
O2	W	(9) Oregon State	49-7	A
O9	L	(7) USC (1)	17-23	A
O16	W	(8) UCLA	45-28	H
O23	W	(7) Arizona	38-0	A
O30	W	(7) Arizona State (20)	27-0	H
N6	W	(4) Oregon	28-27	H
N13	W	(5) Washington	42-12	A
N20	W	(4) Stanford	41-6	H
D4	W	(4) Southern Miss	26-16	A
HOLIDAY BOWL				
D30	L	(4) Texas Tech	31-45	SD
SD – San Diego				


CALIFORNIA FOOTBALL ALL-TIME GAME MILESTONES

Gm.	Date	Cal Score	Opponent	Opponent Score	Site
1	Jan. 16, 1886	20	Wasps	2	Berkeley
100	Dec. 25, 1901	38	So. Cal. All-Stars	0	Los Angeles
200	Oct. 22, 1921	39	Oregon	0	Berkeley
300	Dec. 26, 1931	19	Georgia Tech	6	Atlanta, GA
400	Oct. 4, 1941	6	Washington State	13	Pullman, WA
500	Sept. 22, 1951	34	Santa Clara	0	Berkeley
600	Nov. 19, 1960	21	Stanford	10	Berkeley
700	Nov. 7, 1970	10	Oregon State	16	Corvallis, OR
800	Nov. 10, 1979	45	Washington State	13	Pullman, WA
900	Nov. 12, 1988	27	Washington	28	Seattle, WA
1000	Oct. 18, 1997	37	Washington State	63	Pullman, WA

CALIFORNIA FOOTBALL ALL-TIME VICTORY MILESTONES

Wins	Date	Cal Score	Opponent	Opponent Score	Site
1	Jan. 16, 1886	20	Wasps	2	Berkeley
100	Nov. 25, 1915	23	USC	21	Los Angeles
200	Nov. 1, 1930	46	Montana	0	Berkeley
300	Nov. 15, 1947	60	Montana	14	Berkeley
400	Nov. 30, 1968	17	Hawaii	12	Honolulu, HI
500	Nov. 11, 1989	38	Washington State	26	Berkeley

CAL BOWL APPEARANCES



ROSE BOWL

JANUARY 1, 1921

CALIFORNIA 28
OHIO STATE 0

The world of college football may never again witness the sheer dominance displayed by California's legendary "Wonder Teams" of the 1920s, and the 1920 football team, in particular, will forever be remembered as one of the all-time great teams in the history of the sport. Under the genius of coach Andy


Smith, the Golden Bears completely dismantled opponents en route to an 8-0 record and made their first appearance in the Rose Bowl. Despite their record and the fact that they had outscored opponents by a total margin of 482-14, the Bears entered the contest as an underdog. Possibly because some Easterners had not yet developed much respect for athletes on the West Coast, a respected Ohio State team was predicted to beat California by six points.

The Bears wasted little time in refuting such predictions, as Pesky Sprott scored a touchdown early in the first quarter to give California a 7-0 lead. That only proved to be the beginning of what was to become a rout, as Andy Smith's team was able to score two more touchdowns in the second quarter while a ferocious Bear defense held Ohio State scoreless for a 21-0 halftime lead. One of the scores came on a piece of Wonder Team trickery, as Sprott pitched the ball to end Brick Muller on a reverse who heaved the ball over 50 yards to Brodie Stephens for the touchdown. That play helped California, which subsequently earned the unofficial national title, break the game open and is thought of as one of the most famous plays in the history of the Rose Bowl.

California	7	14	0	7	-	28
Ohio State	0	0	0	0	-	0

Cal Ohio State

Total First Downs	17	11
Net Yards Rushing	244	105
Passing (PC-PA)	6-9	11-24
Net Yards Passing	102	133
Total Net Yardage	346	238



ROSE BOWL

JANUARY 1, 1922

CALIFORNIA 0
WASHINGTON & JEFFERSON 0

California's Wonder Team of 1921 may not have been quite as dominant as the 1920 squad, but it was no less successful on the football field. The Bears defeated every opponent they faced in the regular season, scoring a total of 167 points against conference opponents

while only allowing 10. California took a 9-0 record into its second straight Rose Bowl, and although the Bears were predicted to have an easy victory, steady rains had reduced the field to a quagmire, and coach Andy Smith predicted a 0-0 tie. The Bears were fortunate to escape with that, as they only gained 49 yards in total offense and had two first downs while Washington and Jefferson had a 36-yard touchdown run called back on an offside penalty. The Bears original strategy to use a wide-open passing attack was impossible given the condition of the field, and they instead had to rely


entirely on power. The results were almost disastrous for the Bears, but Archie Nisbet averaged 39.7 yards on 13 punts and deserved much credit for keeping the Presidents from the end zone.

Washington and Jefferson had a distinct advantage in maturity as most of the men on their team were older than the average college player, and California originally objected to having to play a team from a school whose scholarship requirements were far below that of California. The relatively unknown school representing the East was able to keep the Bears from scoring in the swamp-like condition of the field and put an end to California's winning streak at 18 games. It was important to note, however, that California had not yet tasted defeat and would not know it for another four years.

California	0	0	0	0	-	0
Wash. & Jeff.	0	0	0	0	-	0

Cal Wash. & Jeff.

Total First Downs	2	8
Net Yards Rushing	49	114
Passing (PC-PA)	2-6	1-4
Net Yards Passing	0	23
Total Net Yardage	49	137



ROSE BOWL

JANUARY 1, 1929

GEORGIA TECH 8
CALIFORNIA 7

The Rose Bowl of 1929 will be remembered forevermore as one of the most amazing and most talked of games played in the history of collegiate football. California's 1928 team, under coach Nibs Price, faced an undefeated Georgia Tech squad in a very closely contested battle that was made most memorable

thanks to a single play by California's Roy Riegels. After a scoreless first quarter, the Bears threatened by moving the ball to Georgia Tech's 25-yard-line. They were unable to get any farther, however, and possession was lost on downs. The next play became one of the most famous (or infamous) of all time. Riegels, California's All-American center, placed his name in the game's lore when Georgia Tech's Stumpy Thomason was hit by the Bears Benny Lom at the Georgia Tech 30. Riegels, who was pursuing the play, scooped up the fumble and started in the right direction, but suddenly he spun around and headed the wrong way. Riegels had reached the Cal one-yard-line before Lom was able to spin him back around, only to be tackled by Georgia Tech. The play resulted in a safety when the Engineers blocked Lom's subsequent punt.

Georgia Tech had a 2-0 lead at halftime, but was able to score again in the third quarter for an 8-0 lead into the fourth quarter. The Bears were finally able to score late in the fourth quarter as Lom passed to Irv Phillips in the end zone, but it was too little, too late.

California	0	0	0	7	-	7
Georgia Tech	0	2	6	0	-	8

Cal Georgia Tech

First Downs (rush,pass)	11 (8,3)	5 (4,1)
Rushing (Att-Net Yds.)	51-204	42-166
Passing (PC-PA-Int)	4-12-1	1-3-0
Passing Yards	67	23
Total Offensive Plays	63	45
Total Net Yardage	271	189



ROSE BOWL

JANUARY 1, 1938

CALIFORNIA	13
ALABAMA	0


California returned to the Rose Bowl with the "Thunder Team" of 1937. With a devastating offensive backfield and a rock-solid defense, the Golden Bears trampled their opponents in the regular season, posting a 9-0-1 record and scoring a total of 201 points while allowing only 33. The Bears, under coach Stub

Allison, recorded 6 shutouts against opponents and utilized a punishing ground game which not only earned the team the nickname "The Thunder Team" but landed the undefeated team an appearance in the Rose Bowl.

In the Rose Bowl of 1938, the Bears recorded an impressive victory over Alabama, 13-0. California relied on their brilliant backfield of Vic Bottari and Sam Chapman to pave the way on offense, and on defense, the Bears rendered the Crimson Tide offense ineffective, holding Alabama scoreless. Following a fumble recovery by Perry Schwartz in the second quarter, the Bears marched 61 yards and scored on a four-yard run by Bottari. The only other score came early in the third quarter, when Bottari scored a second touchdown on another four-yard run, making the final margin 13-0. California had completed an undefeated season for the first time since the Wonder Teams of the 1920s, and was rewarded with the Golden Bears second and last National Championship.

California	0	7	6	0	-	13
Alabama	0	0	0	0	-	0

	<i>Cal</i>	<i>Alabama</i>
Total First Downs	11	11
Net Yards Rushing	192	140
Passing (PC-PA)	2-9	3-13
Passing Yards	16	40
Total Net Yardage	208	180



ROSE BOWL

JANUARY 1, 1949

NORTHWESTERN	20
CALIFORNIA	14

Coach Pappy Waldorf will forever be remembered as one of the greatest coaches ever at California, and his 1948 team was the first of three consecutive Golden Bear teams he would lead to the Rose Bowl. The Bears of 1948 crushed their opponents en route to an undefeated, 10 win season, earning the team

a berth in the Rose Bowl of 1949. The Bears scored nearly three times as many total points as they allowed, and proved themselves as the top team on the West Coast.

The Rose Bowl of 1949 was billed as a battle of wits, as it pitted Pappy Waldorf against one of his former players, Northwestern coach Bob Voight. It proved to be an outstanding game, as the Bears matched the running of Jackie Jensen and Jack Swaner against Frank Aschenbrenner, Ed Tunncliff, and Art Murakowski of Northwestern. Aschenbrenner opened the scoring with a 73-yard touchdown run in the first quarter, but Jensen returned the favor with a 67-yard scoring run of his own on the next series. The game may have been decided on a controversial touchdown in the second quarter, when Murakowski scored from the one-yard-line as he fumbled into the end zone. With Jensen sidelined with leg cramps, the Bears took the lead, 14-13, in the third quarter on a run by Swaner. Northwestern came back, however, to score the winning touchdown on a 43-yard run by Tunncliff with 2:59 left in the game. Although the Bears lost the game, the final Associated Press Poll ranked California as the fourth best team in the nation.

California	7	0	7	0	-	14
Northwestern	7	6	0	7	-	20

	<i>Cal</i>	<i>Northwestern</i>
First Downs (rush,pass,pen.)	12 (8,4,0)	6 (5,1,0)
Rushing (Att-Net Yds.)	54-173	45-273
Passing (PC-PA-Int)	6-16-4	1-4-0
Passing Yards	83	17
Total Offensive Plays	70	49
Total Net Yardage	256	290



Cal in action during the 1938 Rose Bowl against Alabama. The Golden Bears shut out the Crimson Tide for a 13-0 victory.



ROSE BOWL

JANUARY 2, 1950

OHIO STATE 17
CALIFORNIA 14

The Golden Bears entered the 1950 Rose Bowl with a perfect 10-0 record and what many considered to be the West Coast's finest post-World War II team. Under coach Waldorf, the 1949 Bears were an even more dominant team than the previous year's Rose Bowl team, scoring an average of over 30 points per con-

test while only allowing slightly over 11 points per game. Unfortunately for California, however, luck was not on their side.

The Bears had built a 7-0 halftime lead on a seven-yard run by Jim Monachino, but Ohio State was able to score 14 unanswered points to open a 14-7 lead at the end of the third quarter. Monachino stunned the Buckeyes early in the final period when his 44-yard touchdown run tied the score at 14-14, but the Bears were to be denied once again. A bad punt by Bob Celeri gave Ohio State the ball deep in California territory late in the game and Ohio State's Jim Hague kicked a 17-yard game-winning field goal with 1:57 left in the contest. The Bears had managed to lose two consecutive Rose Bowls, but if it was any consolation, the final Associated Press Poll ranked the Golden Bears as the third best team in the country.

California	0	7	0	7	-	14
Ohio State	0	0	14	3	-	17

	Cal	Ohio State
First Downs (rush,pass,pen.)	12 (8,3,1)	19 (18,1,0)
Rushing (Att-Net Yds.)	40-133	67-221
Passing (PC-PA-Int)	3-13-4	5-14-1
Passing Yards	106	34
Total Offensive Plays	53	81
Total Net Yardage	239	255



ROSE BOWL

JANUARY 1, 1951

MICHIGAN 14
CALIFORNIA 6

Pappy Waldorf took his Golden Bears team of 1950 to a third consecutive Rose Bowl. Again the Bears entered the Rose Bowl as an undefeated team that had laid waste to the Pacific Coast Conference. And once again California's string of hard-luck Rose Bowl defeats continued. The Bears appeared ready to give coach


Waldorf his first post-season victory, as they entered the game with a 9-0-1 record, having outscored opponents 218-76 during the season.

On the third play of the game, Pete Schabarum exploded on a 73-yard touchdown run that was wiped out because of a penalty. The Bears went ahead 6-0 in the second quarter on a 39-yard touchdown pass from Jim Marinos to Bob Cummings, and it looked as if the Bears might get that elusive Rose Bowl victory. After halftime, however, the Wolverines dominated the action. With only 5:37 left in the game, Michigan took the lead. Moments later they added a second touchdown to secure a 14-6 win over California.

Although Pappy was never able to lead California to a Rose Bowl victory, from the years 1947 to 1952, the Golden Bears compiled a 53-9-1 record under coach Waldorf. Even after the Bears lost to Michigan in 1951, California was ranked as high as the fourth best team in the nation in the final polls, making it three straight years that the Bears had finished among the top five teams in the country.

California	0	6	0	0	-	6
Michigan	0	0	0	14	-	14

	Cal	Michigan
First Downs (rush,pass,pen.)	12 (11,1,0)	17 (8,8,1)
Rushing (Att-Net Yds.)	51-175	39-145
Passing (PC-PA-Int)	4-8-0	15-21-2
Passing Yards	69	146
Total Offensive Plays	59	60
Total Net Yardage	244	291



ROSE BOWL

JANUARY 1, 1959

IOWA 38
CALIFORNIA 12

California's last Rose Bowl appearance was one that many Old Blues would like to forget. Behind quarterback Joe Kapp and halfback Jack Hart, the Bears defeated both USC and UCLA en route to a 7-3 record and the Pacific Coast Conference Championship. California was the premier team on the West Coast

and on January 1, 1959, the Bears faced Iowa in the Rose Bowl.

The Bears weren't given much of a chance of upending Iowa and California was true to form as the Hawkeyes recorded a convincing 38-12 victory. The Bears could do little to stop Iowa's powerful rushing game, as the Hawkeyes broke the Rose Bowl record for rushing yardage (429) and total offense (516). Iowa's Bob Jeter erased another Rose Bowl record with an 81-yard touchdown run and finished with 194 yards on only nine carries. Iowa had a commanding 20-0 halftime lead, then increased it to 32-6 after three quarters. Hart was able to score a pair of second half TDs on two runs, but it was hardly enough to turn the tide.

California	0	0	6	6	-	12
Iowa	7	13	12	6	-	38

	Cal	Iowa
First Downs (rush,pass,pen.)	20 (15,5,0)	24 (18,5,1)
Rushing (Att-Net Yds.)	53-214	55-429
Passing (PC-PA-Int)	9-20-2	9-14-0
Passing Yards	130	87
Total Offensive Plays	73	69
Total Net Yardage	344	516



GARDEN STATE BOWL

DECEMBER 15, 1979

TEMPLE 28
CALIFORNIA 17

California returned to post-season play after 20 years at the 1979 Garden State Bowl. The Golden Bears of 1979, behind quarterback Rich Campbell, featured a good offense and a solid defense that only yielded 15 points per contest in the regular season. The Bears won their first two and last two games of the season, all on the road, including impressive victories over Washington State and Stanford to bring home the

Axe.

Facing Temple in the Garden State Bowl was no easy task for the Bears, as California failed to answer the Owls rushing attack and suffered a 28-17 defeat. The Owls took control of the game early, scoring on their first three possessions to open a 21-0 first quarter lead. Campbell put the Bears back in the game on a pair of second quarter touchdown passes to Matt Bouza and Joe Rose, and in the fourth quarter, Mick Luckhurst's 34-yard field goal pulled California within four at 21-17. That was as close as the Bears were able to

come, however, as Temple scored another touchdown late in the game for the win.

California	0	14	0	3	-	17
Temple	21	0	0	7	-	28
	Cal			Temple		
First Downs (rush,pass,pen.)	15 (3,11,1)			21 (17,4,0)		
Rushing (Att-Net Yds.)	24-23			59-300		
Passing (PC-PA-Int)	25-39-1			9-20-0		
Passing Yards	241			81		
Total Offensive Plays	63			79		
Total Net Yardage	264			381		



COPPER BOWL

DECEMBER 31, 1990


CALIFORNIA 17
WYOMING 15

The 1990 Golden Bears surprised the college football world by refuting predictions that they would be a last place team, capturing a 6-4-1 record and finishing in the top-half of the conference for the first time since 1979. Perhaps most memorable in the regular season, California put an end to "The Streak"

by beating UCLA at Memorial Stadium and making a late rally to tie USC in Los Angeles. Under coach Bruce Snyder, the Bears had finally woken from their hibernation of the '80s and were hungry for their first bowl victory in more than half a century.

Against Wyoming in the Copper Bowl, the Bears offense, which was very potent during the regular season, had its poorest showing of the season, gaining only 261 total yards. Fortunately, California's defense rose to the occasion to yield a season-low 15 points. Quarterback Mike Pawlawski fired a 25-yard touchdown pass to Brian Treggs in the second quarter to give the Bears a lead they would never relinquish. Robbie Keen nailed a 46-yard field goal in the third quarter, and fullback Greg Zomalt bulldozed into the end zone from four yards out early in the fourth as the Bears built a 17-9 advantage. In the final minutes of the game, the Bears had to hold off a Cowboy rally that included a 70-yard punt return for a touchdown. However, California stuffed the two-point conversion attempt to seal the victory and gave Old Blues everywhere a special reason to celebrate New Year's Eve.

California	0	7	3	7	-	17
Wyoming	0	3	0	12	-	15
	Cal			Wyoming		
First Downs (rush,pass,pen.)	14 (5,9,0)			18 (7,10,1)		
Rushing (Att-Net Yds.)	46-89			32-129		
Passing (PC-PA-Int)	15-26-1			20-39-2		
Passing Yards	172			226		
Total Offensive Plays	72			71		
Total Net Yardage	261			355		



CITRUS BOWL

JANUARY 1, 1992

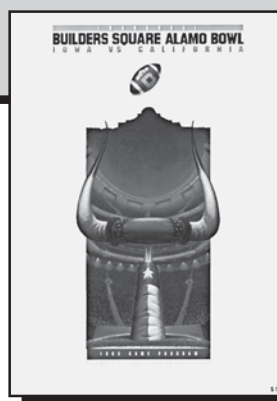
CALIFORNIA 37
CLEMSON 13

The Golden Bears made back-to-back bowl appearances for the first time in more than 40 years at the Florida Citrus Bowl. Led by quarterback Mike Pawlawski and tailback Russell White, the Bears had their most explosive offense since the 1975 team won the national scoring championship; in fact, the

1991 team put more points on the board than any California team since the Wonder Team of 1920. The Bears brought a 9-2 record into their first Jan. 1 bowl game in 33 years, capping a season in which they scored a modern-day record 86 points against Pacific, won dramatic come-from-behind games at Arizona and at UCLA, and scored more points than any team in history against USC, a 52-30 whipping before a crowd of 70,000+ at Memorial Stadium.

In the Citrus Bowl, California faced a very tough Clemson squad that had one of the strongest defenses in college football, particularly against the rush. The Bears wasted little time being impressed, however, exploding for 17 first quarter points to leap to a comfortable lead before the Tigers knew what hit them. Among the first quarter highlights was a 72-yard punt return for a touchdown by Brian Treggs that just about crushed any hope Clemson had of coming back, as a ferocious Bear defense kept the Tigers at bay for the rest of the afternoon. Russell White gained 103 yards on 22 carries against a rush defense that had not allowed a 100-yard runner in nearly four years, and the Golden Bears proved to a national television audience that they were indeed one of the elite, Top-10 teams in the nation.

California	17	10	10	0	-	37
Clemson	3	7	3	0	-	13
	Cal			Clemson		
First Downs (rush,pass,pen.)	22 (8,11,3)			19 (13,5,1)		
Rushing (Att-Net Yds.)	42-146			44-206		
Passing (PC-PA-Int)	21-33-0			15-36-3		
Passing Yards	230			123		
Total Offensive Plays	75			80		
Total Net Yardage	376			329		



ALAMO BOWL

DECEMBER 31, 1993


CALIFORNIA 37
IOWA 3

Riding a roller coaster of a regular season that began with five straight wins only to be followed by four consecutive losses and then three more victories, California received a bid to the inaugural Alamo Bowl in San Antonio, Texas, its third bowl in four years. The Bears scored on four of their first five possessions and

completely shut down the Iowa offensive attack, limiting the Hawkeyes to just 90 yards of total offense. As a result, Cal became the first Pac-10 school to post three bowl victories in the 1990s.

After three Doug Brien field goals gave Cal a 9-0 lead 20 minutes into the game, the Bears scored a pair of touchdowns in the final minute of the first half. With 35 seconds on the clock, quarterback Dave Barr hit Mike Caldwell for a six-yard scoring pass. Iowa tried to move quickly down field for a late score, but linebacker Jerrott Willard picked off a Paul Burmeister pass and rumbled 61 yards for the touchdown as time ran out, handing Cal a 23-0 halftime margin. Barr, who passed for two more scores in the second half to Iheanyi Uwaezuoke and Brian Remington, finished the game 21 of 28 for 266 yards, while Lindsey Chapman led the rushing attack with 89 yards. As a team, the Bears ended the contest with an impressive 43:14 to 16:46 time-of-possession advantage. The victory was so impressive that Cal was ranked among the Top-25 teams in the nation in the final polls.

California	6	17	7	7	-	37
Iowa	0	0	3	0	-	3
	Cal			Iowa		
First Downs (rush,pass,pen.)	28 (14,13,1)			5 (2,3,0)		
Rushing (Att-Net Yds.)	55-179			21-20		
Passing (PC-PA-Int)	21-28-0			6-17-1		
Passing Yards	266			70		
Total Offensive Plays	83			38		
Total Net Yardage	445			90		



ALOHA BOWL

DECEMBER 25, 1996

NAVY	42
CALIFORNIA	38

In a game that followed a pattern established throughout the 1996 season, Cal provided plenty of offensive fireworks, but a porous defense proved to be the Bears undoing in a 42-38 defeat to Navy in the Jeep Eagle Aloha Bowl on Dec. 25. Cal seemed to have the game well in hand with a 10-point lead late in


the game, but reserve Navy quarterback Ben Fay came off the bench to rally the Midshipmen for a pair of touchdowns in the final eight minutes.

The game got off to a bang when Deltha O'Neal returned the opening kickoff 100 yards for a score. However, Cal missed the extra point and held a 6-0 lead 13 seconds into the contest. Once the Bears settled into their offense, they seemed to score at will in the first half, putting together drives of 81, 73, 35 and 61 yards en route to taking a 35-28 halftime lead. Quarterback Pat Barnes threw for three scores, two to wideout Bobby Shaw and one to tight end Sean Bullard, and O'Neal had a 31-yard TD scamper.

Cal, though, could manage only a 41-yard Ryan Longwell field goal in the second half, before Navy put on its late rush, culminating on a 10-yard TD run by Fay with 1:41 left in the contest.

Navy	7	21	0	14	-	42
California	13	22	3	0	-	38


	Cal	Navy
First Downs (rush,pass,pen.)	24 (7,17,0)	25 (12,12,1)
Rushing (Att-Net Yds.)	38-121	50-251
Passing (PC-PA-Int)	27-38-0	14-21-1
Passing Yards	313	395
Total Offensive Plays	76	71
Total Net Yardage	434	646



Dave Barr shows off the 1993 Alamo Bowl trophy.

California	7	14	21	10	-	52
Virginia Tech	21	7	0	21	-	49

	VT	Cal
First Downs (rush,pass,pen.)	27 (8, 18, 1)	27 (9, 17, 1)
Rushing (Att-Net Yds.)	26-153	41-136
Passing (PC-PA-Int)	24-36-0	27-35-0
Passing Yards	398	394
Total Offensive Plays	62	76
Total Net Yardage	551	530



HOLIDAY BOWL

DECEMBER 30, 2004

TEXAS TECH	45
CALIFORNIA	31

Sonny Cumbie threw for a career-high 520 yards and three touchdowns, including a 60-yarder to Joel Filani, and safety Vincent Meeks set up a score with a 48-yard interception return, as 21st-ranked Texas Tech upended California, 45-31, in the Pacific Life Holiday Bowl Dec. 30 in San Diego.

Cumbie was 39-of-60 and broke the Holiday Bowl attempts record of 59 set by BYU's Ty Detmer in 1989.


Cal's J.J. Arrington became just the third running back in Pac-10 history to rush for 2,000 yards in a season. The senior carried 25 times for 173 yards against Tech, finishing the year with 2,018 yards. His 2-yard run in the first quarter was his 15th of the year, breaking Cal's season record.

Tech had four scoring drives that took less than two minutes each. Trailing 14-7 after the first quarter, the Red Raiders scored 24 straight points and had a commanding 31-14 lead by early in the third quarter.

Cal QB Aaron Rodgers threw an 11-yard TD pass to Garrett Cross and scored on a 1-yard sneak, both in the fourth quarter.

Texas Tech	7	17	14	7	-	45
California	14	0	3	14	-	31

	TT	Cal
First Downs (rush,pass,pen.)	30 (8-18-4)	27 (11-15-1)
Rushing (Att-Net Yds.)	21-77	39-221
Passing (PC-PA-Int)	39-60-0	24-42-1
Passing Yards	520	246
Total Offensive Plays	81	81
Total Net Yardage	597	467



INSIGHT BOWL

DECEMBER 26, 2003

CALIFORNIA	52
VIRGINIA TECH	49

After 98 points and 1,081 yards of offense, the Insight Bowl came down to a 35-yard field goal try, and Tyler Fredrickson made the final kick of his Cal career as time expired to give the Bears a 52-49 victory over Virginia Tech.

Cal's Aaron Rodgers and Virginia Tech's Bryan Randall each flirted with


400 yards passing in an aerial duel that saw both teams rally from 14-point deficits. Rodgers was 27-of-35 for 394 yards and two touchdowns. He also ran for two scores and was named the game's offensive MVP. Randall was 24-for-34 for 398 yards and tied an Insight Bowl-record with four TD passes.

Chase Lyman, starting in place of injured WR Geoff McArthur, caught five passes for Cal bowl-record 149 yards, including a 33-yarder for a touchdown.

Rodgers, 15-for-17 for 245 yards in the second half, scored on an 8-yard option play to put Cal up 42-28 with 48 seconds left in the third quarter. Virginia Tech came back, though, and DeAngelo Hall reversed his field for a 52-yard punt return that tied the game at 49-49 with 3:11 remaining.

The winning drive came after Brandon Pace's kickoff went out of bounds and gave Cal the ball on the 35. Rodgers completed three passes to the Hokie 20-yard line, and a five-yard run by J.J. Arrington set up Fredrickson's winning field goal on the game's final play.

BOWL RECORDS



Bob Celeri threw a 54-yard pass to Frank Brunk against Ohio State in the 1950 Rose Bowl.

INDIVIDUAL RECORDS

RUSHING

Attempts: 34, Vic Bottari vs. Alabama, 1938 Rose Bowl
Yards: 173, J.J. Arrington vs. Texas Tech, 2004 Holiday Bowl
Touchdowns: 2, many times. Last by Aaron Rodgers vs. Virginia Tech, 2003 Insight Bowl
Longest Rush: 67, Jackie Jensen vs. Northwestern, 1949 Rose Bowl

PASSING

Attempts: 42, Aaron Rodgers vs. Texas Tech, 2004 Holiday Bowl
Completions: 27, Pat Barnes vs. Navy, 1996 Aloha Bowl
27, Aaron Rodgers vs. Virginia Tech, 2003 Insight Bowl
Yards: 394, Aaron Rodgers vs. Virginia Tech, 2003 Insight Bowl
Touchdowns: 3, Pat Barnes vs. Navy, 1996 Aloha Bowl
3, Dave Barr vs. Iowa, 1993 Alamo Bowl
Interceptions: 3, Bob Celeri vs. Ohio State, 1950 Rose Bowl
Completion Percentage: 77.1% (27-35), Aaron Rodgers vs. Virginia Tech, 2003 Insight Bowl
Longest Pass: 54, Bob Celeri to Frank Brunk vs. Ohio State, 1950 Rose Bowl

RECEIVING

Receptions: 9, Tony Gonzalez vs. Navy, 1996 Aloha Bowl
Yards: 149, Chase Lyman vs. Virginia Tech, 2003 Insight Bowl
Touchdowns: 2, Bobby Shaw vs. Navy, 1996 Aloha Bowl
Longest Reception: 54, Frank Brunk from Bob Celeri vs. Ohio State, 1950 Rose Bowl

SCORING

Points: 13, Doug Brien vs. Iowa, 1993 Alamo Bowl
13, Doug Brien vs. Clemson, 1992 Citrus Bowl
Touchdowns: 2, many times. Last time: Deltha O'Neal vs. Navy, 1996 Aloha Bowl
Kicking Points: 13, Doug Brien vs. Iowa, 1993 Alamo Bowl
13, Doug Brien vs. Clemson, 1992 Citrus Bowl
Extra Points: 7, Tyler Fredrickson vs. Virginia Tech, 2003 Insight Bowl
Field Goals: 3, Doug Brien vs. Iowa, 1993 Alamo Bowl
3, Doug Brien vs. Clemson, 1992 Citrus Bowl
Field Goal Attempts: 3, Doug Brien vs. Iowa, 1993 Alamo Bowl
3, Doug Brien vs. Clemson, 1992 Citrus Bowl
Longest Field Goal: 46, Robbie Keen vs. Wyoming, 1990 Copper Bowl

PUNTING


Punts: 13, Archie Nesbit vs. Washington & Jefferson, 1922 Rose Bowl
Punting Yards: 516, Archie Nesbit vs. Washington & Jefferson, 1922 Rose Bowl
Punting Average: 52.8, Ryan Longwell vs. Navy, 1996 Aloha Bowl
Longest Punt: 72, Ryan Longwell vs. Navy, 1996 Aloha Bowl

PUNT RETURNS


Returns: 5, Brian Treggs vs. Clemson, 1992 Citrus Bowl
Return Yards: 124, Brian Treggs vs. Clemson, 1992 Citrus Bowl
Longest Return: 72, Brian Treggs vs. Clemson, 1992 Citrus Bowl
Punt Return Touchdowns: 1, Brian Treggs vs. Clemson, 1992 Citrus Bowl

KICKOFF RETURNS

Returns: 6, Deltha O'Neal vs. Navy, 1996 Aloha Bowl
6, Marshawn Lynch vs. Texas Tech, 2004 Holiday Bowl
Return Yards: 186, Deltha O'Neal vs. Navy, 1996 Aloha Bowl
Longest Return: 100, Deltha O'Neal vs. Navy, 1996 Aloha Bowl
Kickoff Return Touchdowns: 1, Deltha O'Neal vs. Navy, 1996 Aloha Bowl (107 yards)



Matt Bouza racked up 114 yards receiving and scored one touchdown against Temple in the 1979 Garden State Bowl.



A two-sport star, Joe Kapp was a part of Rose Bowl (football) and Final Four (basketball) teams at Cal.

INTERCEPTIONS

Interceptions: 1, many times. Last time: Matt Beck vs. Navy, 1996 Aloha Bowl
Return Yards: 61, Jerrott Willard vs. Iowa, 1993 Alamo Bowl
Longest Return: 61, Jerrott Willard vs. Iowa, 1993 Alamo Bowl
Interception Return Touchdowns: 1, Jerrott Willard vs. Iowa, 1993 Alamo Bowl (61 yards)

FUMBLES

Recoveries: 1, many times. Last time: Harrison Smith vs. Texas Tech, 2004 Holiday Bowl
Return Yards: 5, Andre Rhodes vs. Navy, 1996 Aloha Bowl
Longest Return: 5, Andre Rhodes vs. Navy, 1996 Aloha Bowl
Fumble Return Touchdowns: 0

TACKLES

Total Tackles: 15, Greg Bracelin vs. Temple, 1979 Garden State Bowl
Tackles for Loss: 4, Jerrott Willard vs. Iowa, 1993 Alamo Bowl
Sacks: 2, many times. Last time: Jerrott Willard vs. Iowa, 1993 Alamo Bowl
Passes Broken Up: 3, Harrison Smith vs. Texas Tech, 2004 Holiday Bowl


TEAM RECORDS

CALIFORNIA

Points: 52 vs. Virginia Tech, 2003 Insight Bowl
First Downs: 28 vs. Iowa, 1993 Alamo Bowl
Rushing Attempts: 55 vs. Iowa, 1993 Alamo Bowl
 55 vs. Iowa, 1959 Rose Bowl
Rushing Yards: 244 vs. Ohio State, 1921 Rose Bowl
Rushing Touchdowns: 5 vs. Virginia Tech, 2003 Insight Bowl
Passing Attempts: 42 vs. Texas Tech, 2004 Holiday Bowl
Passing Completions: 27 vs. Navy, 1996 Aloha Bowl
 27 vs. Virginia Tech, 2003 Insight Bowl
Completion Percentage: 77.1% (27-35) vs. Virginia Tech, 2003 Insight Bowl
Passing Yards: 394 vs. Virginia Tech, 2003 Insight Bowl
Passing Touchdowns: 3 vs. Navy, 1996 Aloha Bowl
 3 vs. Iowa, 1993 Alamo Bowl
Had Intercepted: 4 vs. Ohio State, 1950 Rose Bowl
 4 vs. Northwestern, 1949 Rose Bowl
Total Plays: 83 vs. Iowa, 1993 Alamo Bowl
Total Yards: 530 vs. Virginia Tech, 2003 Insight Bowl
Fumbles: 2 many times. Last time: vs. Iowa, 1959 Rose Bowl
Penalties: 9 vs. Ohio State, 1950 Rose Bowl
Penalty Yards: 60 vs. Clemson, 1992 Citrus Bowl
Sacks: 7 vs. Wyoming, 1990 Copper Bowl
Tackles for Loss: 8 vs. Wyoming, 1990 Copper Bowl

OPPONENT

Points: 49, Virginia Tech, 2003 Insight Bowl
First Downs: 30, Texas Tech, 2004 Holiday Bowl
Rushing Attempts: 67, Ohio State, 1950 Rose Bowl
Rushing Yards: 429, Iowa, 1959 Rose Bowl
Rushing Touchdowns: 6, Navy, 1996 Aloha Bowl
Passing Attempts: 60, Texas Tech, 2004 Holiday Bowl
Passing Completions: 39, Texas Tech, 2004 Holiday Bowl
Completion Percentage: 71.4% (15-21), Michigan, 1951 Rose Bowl
Passing Yards: 520, Texas Tech, 2004 Holiday Bowl
Passing Touchdowns: 4, Virginia Tech, 2003 Insight Bowl
Had Intercepted: 3, Clemson, 1992 Citrus Bowl
Total Plays: 81, Ohio State, 1950 Rose Bowl
 81, Texas Tech, 2004 Holiday Bowl
Total Yards: 646, Navy, 1996 Aloha Bowl
Fumbles: 5, Georgia Tech, 1929 Rose Bowl
Penalties: 10, Iowa, 1993 Alamo Bowl
Penalty Yards: 75, Temple, 1979 Garden State Bowl
Sacks: 5, Iowa, 1993 Alamo Bowl
Tackles for Loss: 11, Navy, 1996 Aloha Bowl



Linebacker Matt Beck had 48 tackles for loss as a Golden Bear from 1996-99.